

Cash Infinity



What is Cash Infinity About?

This course will teach you how to drive hundreds of thousands of people to any CPA Offer, Affiliate offer or website of your choosing. This isn't posting on youtube, or other saturated methods of traffic generation – there is no hard work involved. Setup takes around an hour, dependant on how fast you work.

We will be setting up mass mail servers, and sending out lucrative offers straight to their inbox, that will instant fill your paypal with cash. The most I have earnt in a week, was around \$ 19,000 – Just imagine what you could do with just 10% of that a week.

I won't blab on. Any questions or support needed, Please get in touch below.



[Click Here to PM me](#)



[HFMajestic12](#)

Cash Infinity

Contents

What is Cash Infinity About?	1
Legal Information	3
Disclaimer	4
Introduction	5
Basic Setup.....	7
Offer Selection.....	11
Tracking.....	14
List Gathering	15
Ready, Set, Mail	16
Advanced Mailing [Recommended!]	19
BONUS	23
Refunds and Support.....	23

Legal Information

No Portion of this publication may be reproduced or transmitted in any form or by any means, electronic or mechanical, including, but not limited to, audio recordings, facsimiles, photocopying, or information storage and retrieval systems without explicit written permission from the author or publisher.

You may not share this ebook, show it to a friend or family member, or alter its contents in any single way, including images.

You may Not resell this ebook, give it away for free, or anything other than read its contents on a computer that only you have access to. If you do not have sole access to a computer please either :

- a) Password protect this ebook, with a secure password that only you know.
- B) Print it off, and delete the digital copy of this ebook, including emptying the recycle bin contents on your pc.

Your Name, Address, Email and Phone Number would have been logged upon purchasing this ebook, and possibly you're IP Address and other traceable information. This information may be used against you if is determined you have infringed copyright in any way.

Charging back or launching a dispute will result in a scam report being filed, PayPal being contacted about your fraudulent behaviour, and further possible legal action. Do not take this warning lightly, as unlike other sellers, I do take aggressive action.

Refunds are only permitted under the terms and conditions of purchase. Please refer to the original forum thread or website to read these terms.

Any support issues must be via PM, Email or Skype only.

Trashing the sales thread or disclosing any information publically regarding the contents of this ebook will result in termination of support, and possible legal action. Again, do not take this lightly, I enforce what I say.



Disclaimer

This report is not intended to be a source of legal, business, accounting, or financial advice. It is based on the personal experiences and observations of the author. Readers are encouraged to seek out the services of competent professionals for such advice.

The author and publisher have made every effort to supply accurate and thorough information in the creation of this report. But, they offer no warranty and accept no responsibility for any loss or damages of any kind that may be incurred by the reader as a result of actions arising from the use of information found in this report.

The author and publisher reserve the right to make any changes they deem necessary to future versions of the publication to ensure its accuracy.

All claims of income are atypical. As with any business venture, results will vary based on market conditions and the experience and expertise of those operating the business. Any attempts to duplicate the activities in this report could result in financial losses.

The use of my information, products and services should be based on your own due diligence and you agree that our company is not liable for any success or failure of your business that is directly or indirectly related to the purchase and use of my information, products and services.

The reader assumes all responsibility for the use of the information within this report.

Introduction

First off, I would like to thank you for making the very smart choice of purchasing this course. We will be going over how to setup a profitable autopilot system, that will literally give you an infinite amount of cash, all by clicking a single button.

This isn't some get rich quick scheme, or shady enterprise – email marketing is the most effective way of reaching millions of people and raking in huge bank. Every professional internet marketing who's worth their salt will tell you, the money is in the list!

You will learn how to setup your very smtp server for literally pennies, and be able to email millions of people, whether they be targeted to a specific niche or not. The most important part about mailing, is that Numbers are everything. Let me give you an example.

10,000 Emails sent / Day @ 1 % conversion ratio
X \$3 CPA Offer
= \$300 Profit

100,000 Emails sent/ Day @ 1% Conversion Ratio
X \$3 CPA Offer Offer
= \$3000 Profit

Now imagine, you had a \$6 CPA Offer, Or you sent even more emails per day? That's a lot of cash for literally no work on your part.

But in reality, 1% conversion rates sound achievable, but they are actually Rare. You'll be lucky to get 0.01%. But that's Okay for us! With what I'm about to teach, It won't matter in the long run what your conversion rate is.

Why you ask? Because we are going to steadily multiply our earnings, month after month, without any additional work. Basically stacking the previous month's earnings on top of new earnings. Let me give you an example and some monthly figures on the next page.

Cash Infinity

Month 1

300,000 Emails sent / Month @ 0.01 % conversion ratio
X \$7 Recurring Affiliate Offer
= \$210 Profit This Month / \$2520 Per Year

Month 2

300,000 Emails sent / Month @ 0.01 % conversion ratio
X \$7 Recurring Affiliate Offer
= \$210 Profit This Month
+ \$210 from the first Month Customers Rebill
= \$420 Total this month / \$5040 Per Year

Month 3

300,000 Emails sent / Month @ 0.01 % conversion ratio
X \$7 Recurring Affiliate Offer
= \$210 Profit This Month
+ \$210 from Month 1 Customers Rebill
+ \$210 from Month 2 Customers Rebill
= \$630 Total this month / \$7560 Per Year

You should get the idea by now. And this is just a \$7 Offer, and we've only sent 300,000 Emails a Month!

With Cash Infinity, you will be able to send Millions of emails per month, and there are tons of \$17, \$27, and \$47 Offers that Rebill Monthly. In fact, I've had several \$79 Rebills per month for the last two years.

How many emails you send per month, will heavily depend on how much time and effort you put into finding fresh emails, and how many emails you are sending.

The easiest way to describe this to you, is mail once, and profit for years to come. I've had some rebill customers earning me commissions for over 5 years. I mean even at \$7, that'd be \$420 from one customer – Imagine having 100 just like it. That's \$42,000 over 5 years, doing absolutely nothing!

Basic Setup

Step 1. First off, we want to buy a generic domain. It can be a .com or .info it really doesn't matter. Just find a name that will work with any niche. E.g. DailyNews.com, WorldOffer.com, etc.

Useful Firefox Plugin to save Cash : [Click Here](#)

It will basically allow you to pick up domains for \$1 or so, and hosting for huge discounts etc. It's a firefox plugin/addon, where you just click a button at checkout and it will scour its database for the cheapest coupon available. I would have probably spent \$1,000 on domains alone by now without it. Its literally saved me around \$900 on domain purchases alone! So very good if your on a budget.

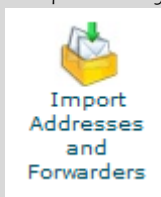
Step 2. Head on over [here](#), and signup for a new shared hosting account. Any plan will do, although the baby plan is recommended. Enter 'CashInfinity' at checkout, and your total will be \$0.01.

Step 3. So now you have a domain and hosting, be sure to change your nameservers on godaddy to your hostgator nameservers they sent you in the welcome email. They will be something like ns1278.registrar-servers.com.

Im not going to go into detail of this, as hostgator and godaddy have a well documented FAQ/Knowledgebase if you don't have to do it.

Important : Upload a basic index.html file that's blank. Otherwise hostgator may suspend your account for having an inactive account/default page.

Step 4. In your cpanel, go to import email addresses and forwarders.



Download this sample xml emails example [Here](#).

Open it up, and randomly type 100 emails in the correct column, that are like unique, With a 8 digit password that is the same, and a 0 quota.

	A	B	C
1	Email	Password	Quota
2	jill@yoursite.com	1234	0
3	bill@domain.com	1234	0
4	phil@domain.com	1234	0
5	jill@yoursite.com	1234	0
6	bill@domain.com	1234	0
7	phil@domain.com	1234	0
8	jill@yoursite.com	1234	0
9	bill@domain.com	1234	0
10	phil@domain.com	1234	0
11	jill@yoursite.com	1234	0
12	bill@domain.com	1234	0
13	phil@domain.com	1234	0
14	jill@yoursite.com	1234	0
15	bill@domain.com	1234	0
16	phil@domain.com	1234	0
17	jill@yoursite.com	1234	0
18	bill@domain.com	1234	0
19	phil@domain.com	1234	0
20	jill@yoursite.com	1234	0
21	bill@domain.com	1234	0
22	phil@domain.com	1234	0
23	jill@yoursite.com	1234	0
24	bill@domain.com	1234	0
25	phil@domain.com	1234	0

It should look like the above example, apart from the fact that the emails aren't unique, and the password is too short.

For further clarification, if you own for example : dailynews.com, then you would have jill@dailynews.com, Jim@dailynews.com, and so on.

Step 5. Save this, and upload it to the import addresses section and click next.

It will now auto-create all of your email addresses for you. Each of these accounts can send 500 Emails per hour.

So right now, you have the capability of sending 50,000 Emails per hour or 1,200,000 Per day.

You are free to create as many as you want though.

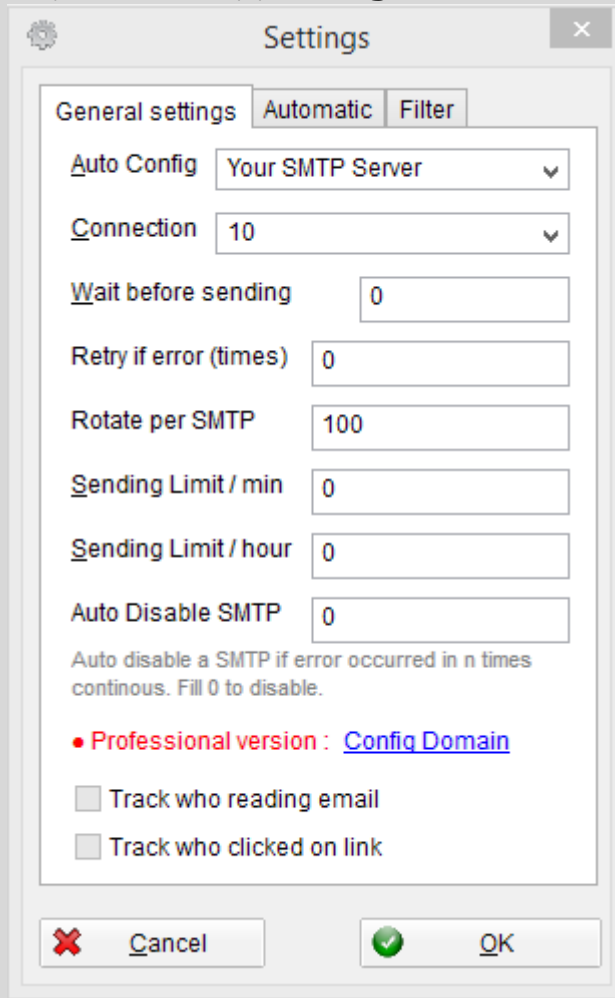
Step 6. Download and Install Ultramailer from [Here](#).

When prompted, Licence the software :

Email: vdpchecker@gmail.com

Your Key: LAYB-MDO0-DATC-C5H9-P5G4-A43U

Step 7. Go to app settings in Ultramailer, and configure like below.



Connection : This is how many threads it will use. Id recommend starting with no more than 10, to see if your computer handles it well.

Rotate Per SmtP: This will basically send e.g 100 from account 1, then send 100 from account 2, and so on. Very useful, and key to your success.

Sending Limit/Hour: You need to put in your Rotate per SMTP Number times the email accounts you have. So, in this case 100 x 100 accounts = 10,000.

Note: You can change the Rotate per SMTP to the maximum of 500, So that you can send 50,000 Emails per hour, But I highly recommend you start from 10 – 100 per SMTP. Otherwise, you will most likely be banned straight away.

Step 8. In Ultra mailer, Go to the sender email panel, right click, and add all of your created emails, one by one.

Category (5)		Sender Email (0)	
No.	Account	Sent	

I know this will take 10 minutes or so, and can be a bit tedious, but once its done, its done!

Add New SMTP

SMTP Server POP3 / IMAP Advanced

SMTP Server mail.yourdomain.com

Port 25 Default

☒ Enable Authentication ☐ Enable SSL/TLS

Username jill@yourdomain.com

Password *****

Send from jill@yourdomain.com

Sender name Jill

Reply-To jill@yourdomain.com

Cancel Send Test Email New sender

The SMTP Server is usually mail.yourdomain.com, the username is the email address, password is the email password, and send from and reply to are also the email address. You can leave the port at 25, and the rest as it is.

Keep adding all of the emails you created. The more you have, the more you can send!

Offer Selection

This is an important step, and will vary on what list you start with, whether its targeted or untargeted. We will go over list types after this section.

Step 1. Go to Any one of these sites, Find a Recurring Offer, that pays between \$7 - \$97 Per Month.

Clickbank.com

Jvzoo.com

WarriorPlus.com

Odigger.com

Offervault.com

There are a few advantages of offers on JVZoo and warriorplus, and that is they offer Instant payment via paypal as soon as a lead converts. Where clickbank, and other networks make you wait 14 – 45 days for payout.

Step 2. For this example, I will use Clickbank. Say that we had an untargeted general list that we are mailing to, we will need an offer that will suit a mass audience. A majority would be interested in Making Money, Fitness, Virus Protection, Watching Live TV, etc.

So go to marketplace > advanced search > input these settings

Stats

Gravity

☒ Show items with gravity:

Between

5

and

100

Initial \$/sale

☐ Show items with initial \$/sale:

Higher than

Avg \$/sale

☐ Show items with avg \$/sale:

Higher than

Avg Rebill Total

☒ Show items with Avg Rebill Total:

Higher than

17

Avg %/sale

☐ Show items with avg %/sale:

Higher than

Avg %/rebill

☐ Show items with avg %/rebill:

Higher than

Product Type

You can also take it a step further, by changing the rebill total to \$ 100, Or even \$ 1000.

As my list is untargeted, Ive simply chosen this general weight loss offer.

The 3 Week Diet - Affiliates Making \$36,000 Daily Are Promoting This! (view mobile)

Is This The Next Venus Factor? The 3 Week Diet Pays Out 75%. Great Compelling Video And A Product Marketed For Fast Weight Loss Which Is What Dieters Want. Value-based Product With Four Manuals = High Value Perception To Customers. Plus \$150+ Of Upsells!

Avg \$/sale

\$34.42

PROMOTE

Vendor Spotlight

Stats: Initial \$/sale: \$33.50 | Avg %/sale: 75.0% | Avg Rebill Total: \$29.79 | Avg %/rebill: 75.0% | Grav: 96.62

Cat: Health & Fitness : Diets & Weight Loss

75% of people are rebilled, quite a few people are making money with the offer and its converting well by the gravity, and you'll make \$33.50 up front.

This is exactly what your looking for.

If you had a Financial/Forex list, you would be simply target an offer like this :

Cash Infinity

Forex Trendy - The Real Solution FX Traders Want (view mobile)

Never Seen Before! This Smart And Easy To Use Software Is Helping Forex Traders To Increase Their Profitability With Any System. Killer Copy, Awesome Conversion And Highest Commission! Recommend A Product That Your Subscribers Will Appreciate.

Avg \$/sale







\$92.67

PROMOTE

Vendor Spotlight

Stats: Initial \$/sale: \$24.88 | Avg %/sale: 75.0% | Avg Rebill Total: \$67.86 | Avg %/rebill: 75.0% | Grav: 58.73

Cat: Business / Investing : Foreign Exchange

Its got a decent initial sale price, rebill and gravity. Again, exactly what we're looking for in an offer.

Once you've found an offer that suits your list, click on 'Promote' and grab your affiliate URL (Which clickbank call a hoplink)

Account Nickname:

Tracking ID (Optional):

[CREATE](#)

Make sure to add a tracking ID for each link generated.

Tracking

Tracking is important, you really do need to know what list performs better, what email sent performs better, etc. This is called Split testing.

For example, If you had a list of 100,000 random emails. Create 4 Emails, all with different wording. Each with a Unique tracking link. Send each one to 25% of the list (25,000) and see which converts better.

This will give you a good base. You keep the best performing email, and create another 3. Re-send them. See which converts best, and rinse and repeat. Eventually you'll have a very high converting email that will bring in a lot of cash.

Don't think this is a waste of time, It can mean the difference between \$ 100 a day and \$ 1000 a day. The way you word your emails are important, and requires testing – Do not skip this!

You can view how well each link performs in clickbank, under reporting. This will give you a detailed breakdown.

There are more advanced tracking systems out there, that will track email open rates, click through rates etc – But, to start off, this is all you need. If you ever need recommendations for advanced tracking, you can always get in touch and ill be happy to assist you.

To keep this method simple – This is all the tracking you need.

List Gathering

There are many ways of gaining lists. You can scrape them via keywords, use a email ID generator, Purchase lists or Download them from various forums.

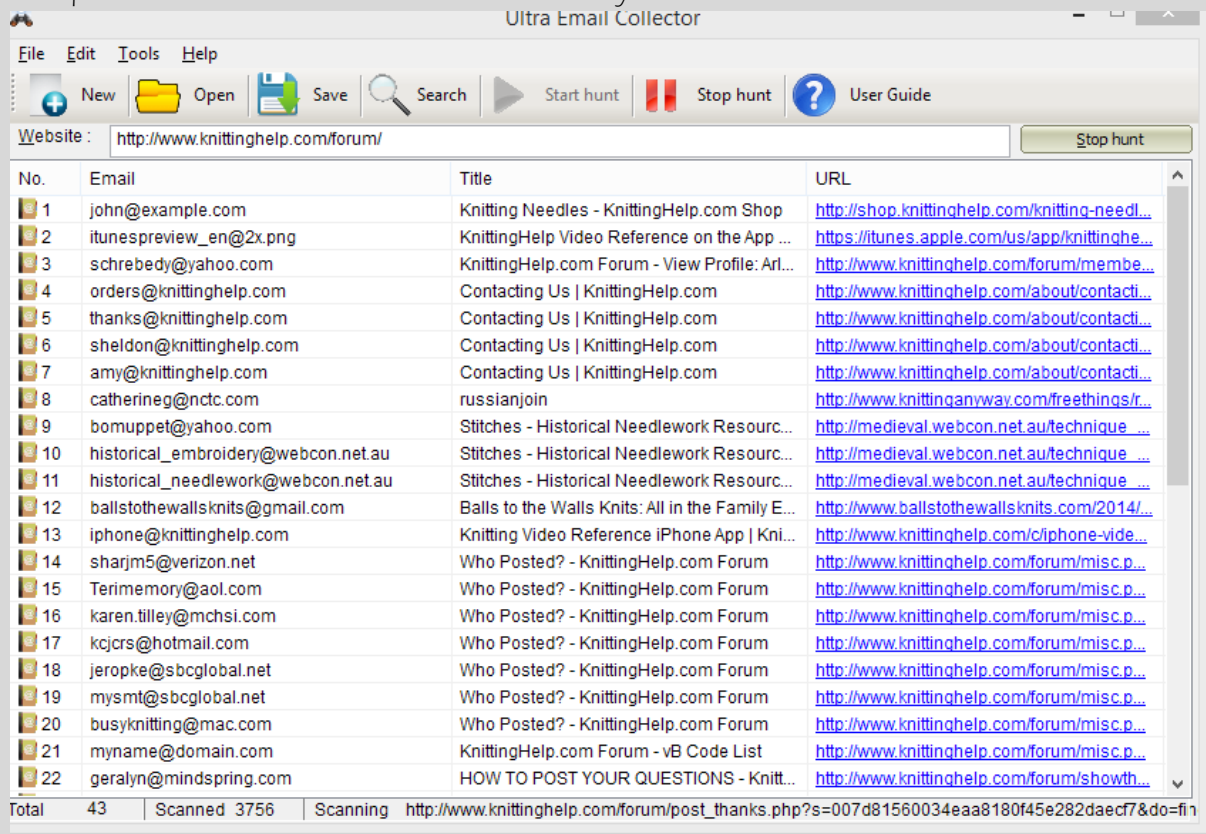
Finding Existing Email List's

Simple. Search Google for 'Keyword Email List'. This will bring up quite a few. Other decent sources are Blackhat forums. Such as blackhatworld, bestblackhatforum, blackhatteam, and many others.

Scraping Fresh Emails

In Ultramailer, go to Tools > Email Collector

From there you can simply input a URL of a niche you are targeted, and scrape the emails. Just leave it run until you have thousands of fresh emails.



Buying Email Lists

This can be a cost effective and fast way of gaining new lists. Purchase them via fiverr or seoclerks.com.

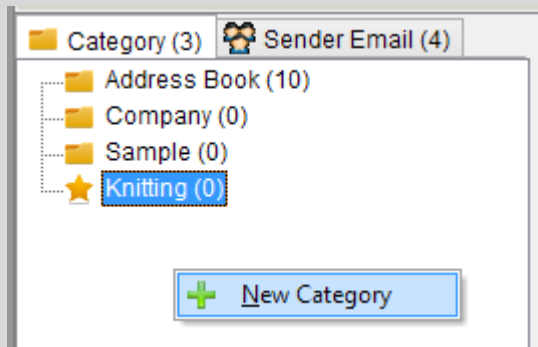
I could write pages upon pages, but its that simple to get email lists.

Ready, Set, Mail

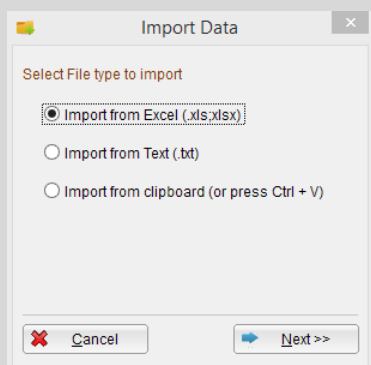
So, your all setup. Time to start mailing!

Step 1. Open up ultramailer.

Step 2. Right Click on the categories box, and create a new list name related to the list niche.



Step 3. Go to import and import your email list.



They will now all be imported.

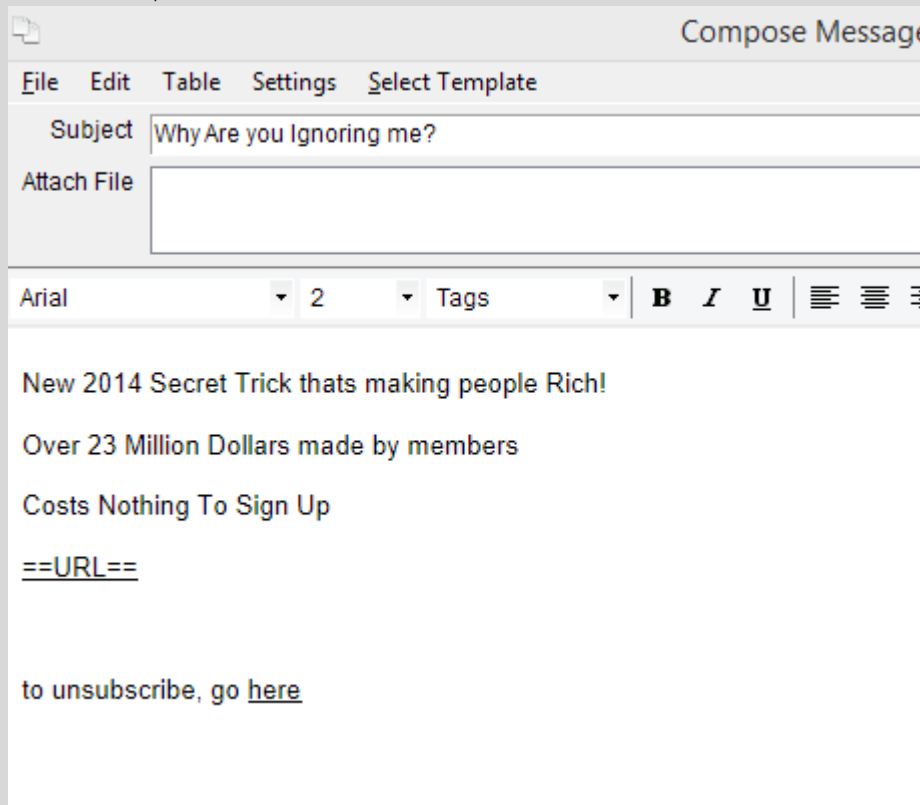
A screenshot of the 'Knitting (39)' email list in Ultramailer. The list is displayed in a table with three columns: 'No.', 'Email', and 'Last Name'. The first 18 rows are visible, showing a list of email addresses from geocities.com. The 'No.' column is numbered 1 through 18. The 'Email' column contains various email addresses, and the 'Last Name' column is currently empty.

No.	Email	Last Name
1	antoine_busu@geocities.com	
2	artcont@geocities.com	
3	bftk@geocities.com	
4	cajaeditora@geocities.com	
5	ccbes@geocities.com	
6	cechever@geocities.com	
7	cmorris22@geocities.com	
8	davidstraub@geocities.com	
9	denisov@geocities.com	
10	dkelliher@geocities.com	
11	drilanshalif@geocities.com	
12	grios@geocities.com	
13	jehan1@geocities.com	
14	junglegirl@geocities.com	
15	kevinbartz@geocities.com	
16	lillo@geocities.com	
17	limijau@geocities.com	
18	maliva@geocities.com	

Step 4. Go to Compose New > Select Template > Choose any.

Now edit each box, deleting any boxes, or images that aren't necessary. You always want to keep your subject lines catchy, and email body straight to the point in just a few lines.

For example :

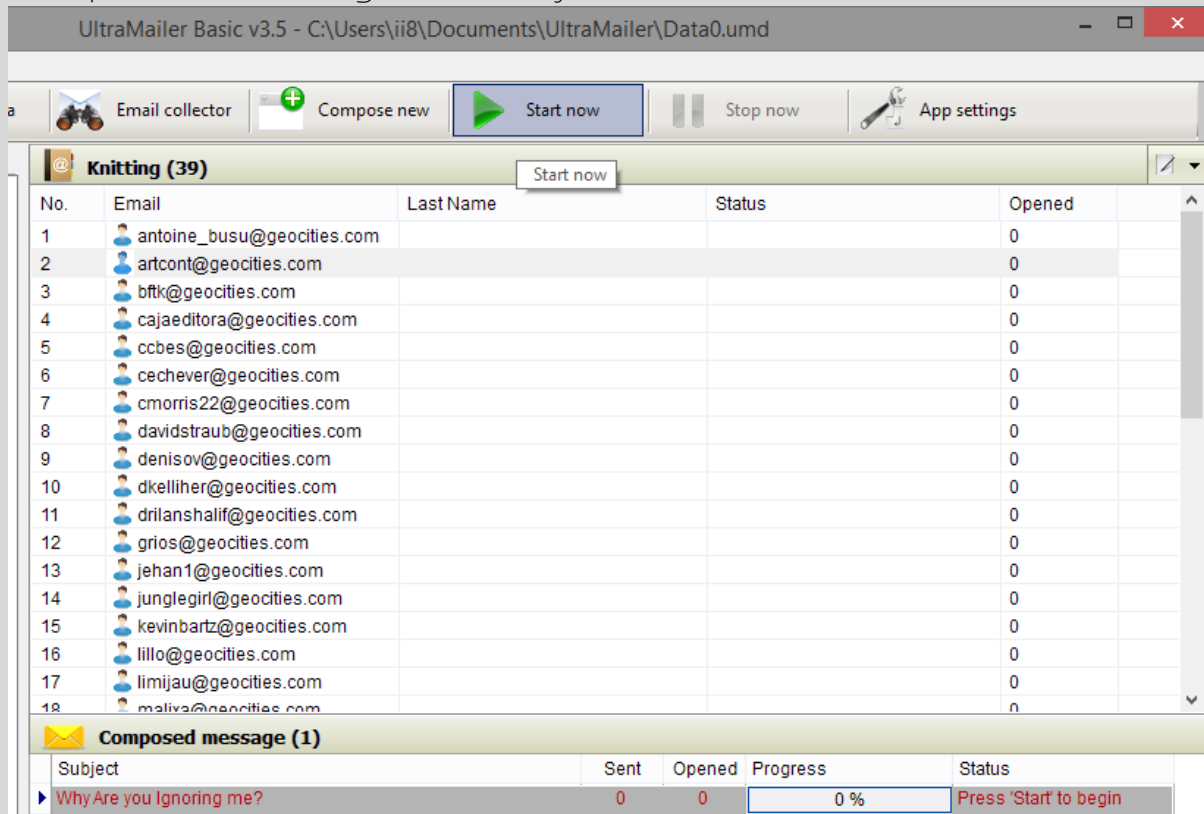


The screenshot shows an email composition interface. At the top, there's a menu bar with 'File', 'Edit', 'Table', 'Settings', and 'Select Template'. Below this, the 'Subject' field contains the text 'Why Are you Ignoring me?'. The 'Attach File' section is empty. A rich text toolbar is visible, showing 'Arial' font, size '2', and 'Tags'. The email body contains the following text: 'New 2014 Secret Trick thats making people Rich!', 'Over 23 Million Dollars made by members', 'Costs Nothing To Sign Up', '==URL==', and 'to unsubscribe, go [here](#)'.

Try out variations as previous mentioned in split testing. The idea is to grab their attention enough to open the email. So I always go for dramatic subjects such as 'What the hell did I do to you?' , 'What do you think you are doing!' etc etc.

You are welcome to experiment, and see what works best for you and your list..

Step 5. Once your email is written, you can add it to the pending queue and then press start sending when ready.

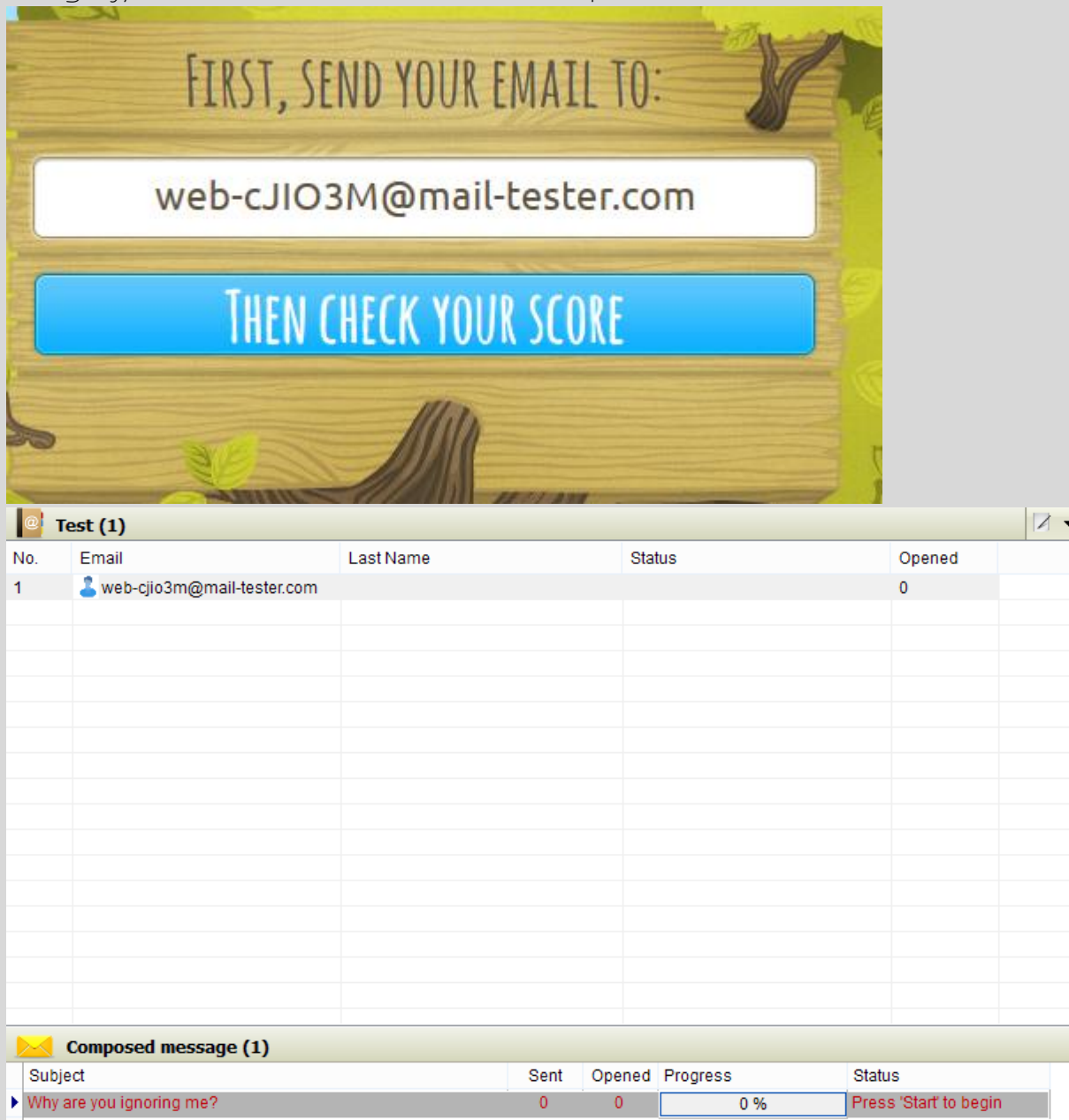


And away you go, like a 24/7 Money making machine. Keep tracking your stats, Keep testing emails, and see what performs best. And that's all there is to infinite amounts of cash.

Advanced Mailing [Recommended!]

Before mailing, I highly recommend you follow this – It will improve your chances of going to their inbox and not their spam box. If you end up in the spam box, then the chances of making decent money is slim!

Step 1. Go to [Mail Tester](#) and Copy and paste the email displayed into a new category/list in ultramailer, and create a duplicate of the email and send it.



Step 2. Go back to mail tester and click check your score.

Cash Infinity

It will then give you an email score.



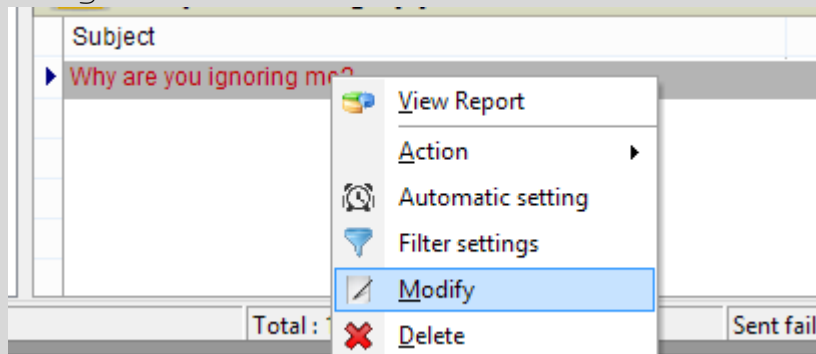
Anything under 5/10 will most likely go to the spam box of most providers. This is why it is important to correct the errors shown in the boxes underneath, that identify problems with your mailing.

-0.1	DKIM_SIGNED	Message has a DKIM or DK signature, not necessarily valid This negative score will become positive if the signature is validated. See immediately below.
0.1	DKIM_VALID	Message has at least one valid DKIM or DK signature Great! Your signature is valid
0.1	DKIM_VALID_AU	Message has a valid DKIM or DK signature from author's domain Great! Your signature is valid and it's coming from your domain name
-0.001	HTML_MESSAGE	HTML included in message No worry, that's expected if you send HTML e-mails
-0.635	HTML_MIME_NO_HTML_TAG	HTML-only message, but there is no HTML tag Your message should contain an <html> tag
-0.001	LOTS_OF_MONEY	Huge... sums of money
-1.105	MIME_HTML_ONLY	Message only has text/html MIME parts You should also include a text version of your message (text/plain)
-0.001	MIME_QP_LONG_LINE	Quoted-printable line longer than 76 chars
-0.14	MISSING_MID	Missing Message-Id: header
-1.644	RCVD_IN_BRBL_LASTTEXT	Your sending server IP is listed in the Barracuda blacklist
-1.274	RDNS_NONE	Delivered to internal network by a host with no rDNS This may be a false-positive, please check the reverse DNS test below to confirm or not this issue
0.001	SPF_PASS	SPF: sender matches SPF record Great! Your SPF is valid

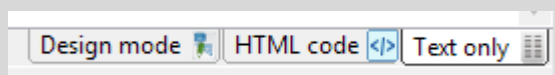
The ones to focus on are the red and orange scores, as they are large. As you can see this Server IP is blacklisted by the barracuda IP blacklist. Not to worry though, all we need to do in this case is buy another IP, which usually costs around \$1 from the host. This won't happen until you've been mailing a lot – So don't worry about this for now.

What we can do to get our score instantly back over 5/10, is to simply add a plain text email, instead of a HTML only email.

Lets go back to ultra mailer, and edit the email.



Click the 'text only' tab, and copy and paste your email contents into the box just as you did with the Design mode/Html content box.



Now, lets re-try this mailing, go back to mail-tester and generate a new email address to send to.



And there we go. 6/10!

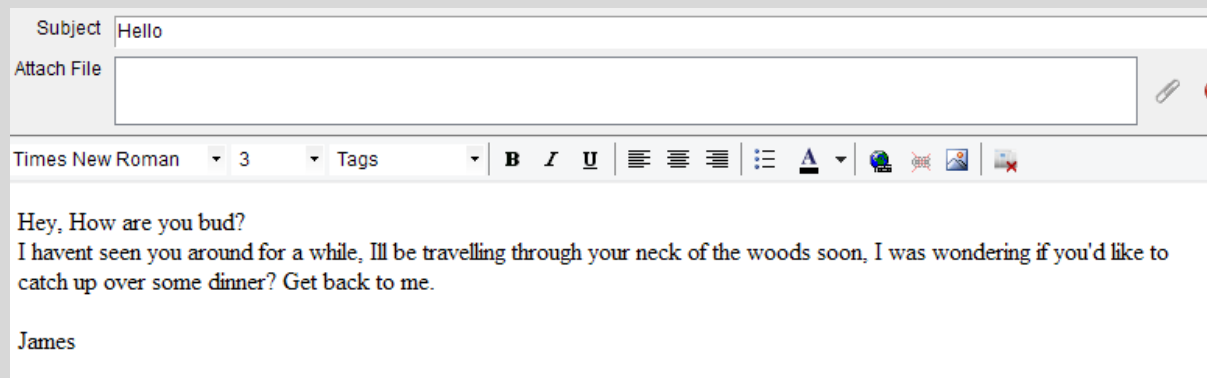
It will get to most inboxes, but some may still refuse and send it to the spam box. But that's fine as the impact will be minimal.

Cash Infinity

Now, another important aspect, is to Warn up the Ip's before mailing. This basically ensures you become trusted as a mail source, and don't end up blacklisted or sent to the spam box.

To do this, simply send an email, with No links, And Not advertising anything. Act as if you know the person your emailing – They will either reply asking who you are, or simply delete it. This is good, as they are not marking it as spam, They are actually helping our IP's gain a positive reputation.

Heres a sample email :



The screenshot shows an email composition interface. At the top, the 'Subject' field contains the text 'Hello'. Below it is an 'Attach File' button. A rich text editor toolbar is visible, showing options for font (Times New Roman), size (3), tags, bold, italic, underline, bulleted list, numbered list, link, unlink, and insert image. The email body contains the following text:


Hey, How are you bud?
I havent seen you around for a while, Ill be travelling through your neck of the woods soon, I was wondering if you'd like to catch up over some dinner? Get back to me.

James

If you skip this step, be warned – you will get blacklisted after sending a ton of emails. Guaranteed.

Unsubscribe Links

to comply with Hosting ToS and Can-Spam laws, all emails sent need to have an unsubscribe link, So always include this at the bottom of your emails.

You can add one of these automatically, by clicking the  when composing your emails. Its that simple and will save you a lot of bother!

I hope you enjoyed this ebook – any questions, Please do not hesitate to PM me or Skype me.

Good luck on making cash!

BONUS

I have included pre-gathered Lists that you can send to, and make cash right away!

Lists Included

530 Million General Emails
32 Million Facebook Emails
6 Million Business Emails

In order to qualify for the Bonus, you must leave a High Quality Review from the thread you purchased this from. Once complete, Simply PM Me.

Refunds and Support

There are No refunds, unless you have purchased the Infinity edition. To get a refund, you must PM me, with valid proof that you have not made money after spending at least \$50, and trying out at least three different ads.

Any Flaming , Giving any information away, or Posting Multiple times with questions in the thread will Void your refund option, and you will be blacklisted from receiving support. **Please make sure you PM me Only.**

Please also note, chargebacks or disputes will result in a scam report being fled against you, and you losing the paypal dispute/chargeback. I have a 100% Success ratio against those that have charged back or disputed, Please do not attempt to do so.