

# EvanC's Cashout Pro



## Authors Note



*Hello reader and thanks for your investment. I am very happy you decided to purchase my E-Book and I hope you are as successful as I am. If you have any questions or concerns feel free to message me on HF.*

*Please report grammatical errors or unclear sections to me on HF so I can make your monetizing experience easier and better.*

*Thanks again for your support!*

## **DISCLAIMER AND/OR LEGAL NOTICES:**

The information presented herein represents the view of the author as of the date of publication. Because of the rate at which conditions change, the author reserves the right to alter and update his opinion based on new conditions.

The report is for informational purpose only. While every attempt has been made to verify the information provided in this report, neither the author nor his affiliates assume any responsibility for errors, inaccuracies or omissions.

Any slights of people and organizations are unintentional. If advice concerning legal or related matters is concerned, the services of a fully qualified professional should be sought. This report is not intended for use as a legal or accounting advice.

You should be aware of any laws which govern business transactions or other business practices in your country and state. Any reference to any person or business whether living or dead is purely coincidental.

## **All Rights Reserved**

No part of this report may be reproduced or transmitted in any form whatsoever, electronic or mechanical, including photocopying, recording, or by any informational storage or retrieval without express written, dated and signed permission from the author.

**For this method you will need:**

- A PayPal (Active and Verified is better, but not required)



- A Skype account (Can be your personal one)



- A YouTube account (Can also be your personal one)



- Your Computer and Brain



**OK, Lets Get Started**

**With this we will use the already made efforts of youtubers to make us money. You know those popular channels that have hundreds of thousands of views and comments? Yes, I'm talking about those. We will be making money basically doing nothing. Doing this method is Completely Whitehat and very simple to execute.**

**First, make a YouTube account. If you already have one, feel free to skip this step.**



**Now you will need to sign up on the website that you will be making money from. You can cash out right to your PayPal! It is a website called Acifin.**

<http://www.acifinnetwork.com/a/signup/>

**Make an account, and please use your PayPal email during registration**

### Information

The Acifin affiliate programme allows you to gain your own referral URL for your friends and fans to click on and sign up for an Acifin partnership. There's no waiting around, your link will be activated immediately.

Your Affiliate referral link will be as follows:  
<http://www.acifinnetwork.com/a/apply.php?aff=ID>  
 where ID is your chosen Affiliate ID.

Choose whether to be paid \$5 per partner or 10% of the profit we take monthly! This program is open to anyone!

We have a dashboard for you to login and see who has applied for partnership.

Have constant contact with our full support team!

Recruiters: Please note that this is not linked to your recruiter account in any way and is a separate programme.

### Video



Please use the form below to register as an Acifin affiliate.

First Name		
Last Name		
Affiliate ID	This is the ID you want in your URL. (Please do not use an email address)	
Contact Email Address	This is the email address to contact you on.	
PayPal Email Address	This is the email address we will send payments to via PayPal.	
Password	This is the password you will use to login to the Affiliate Dashboard.	
Payment Method	<input type="radio"/> 10% of monthly profit forever	How would you like to be paid? Please select from this list.
<input type="button" value="JOIN NOW!"/>		

**Acifin allow you to pick from two payment methods. You can either choose to take 10% of their monthly profit, or a onetime payment of \$5 per channel. I would recommend the \$5 per channel as it stacks up quickly.**

**Now you are ready to start the niche. Go ahead and get your referral link.**

**We will need to find channels that fit Acifin's criteria.**

**-Have no copyrighted content**

**-300+ daily views and 300 subscribers**

**-Is not already partnered to a network**

**It is very easy to find channels. Type in a keyword on google, and find someone with a couple thousand views on their video. Copy and paste their username and paste it here (Where it says username)**

**<http://socialblade.com/youtube/user/USERNAME/>**

**Check their average views at the bottom. Anything over 300 means that they qualify!**

**Now we will send them a message. Check my next page for a template**

**Hello (USERNAME),**

**I was looking for some (Keyword Here) videos, and stumbled across your channel. I really like your videos, and feel you have potential to monetize them. I am actually a representative of the Acifin network, and would like to extend a special invitation to you!**

**For more information, you can email me at (EMAIL HERE), Skype chat me at (USERNAME HERE) or just respond to this message. Here is a link to our website, feel free to check it out. You will be taken to the signup page.**


**(LINK HERE)**

**Thanks for your time!**

**(YOUR NAME HERE)**

**You can personalize their message more, which helps.**

**For best results, try to extend 20 invitations a day. You can also post your link on forums to make it more autopilot. I will be updating this method with more autopilot ways in the future, please check back on my sales thread!**

**Note: Some information contained in this E-Book is Censored (  ) for the protection of other users information.**



**First off, get a PPD account and an Affiliate Marketing account.**

### **For PPD I recommend**

-File Flare ([www.fileflare.net](http://www.fileflare.net))

-Sharecash ([www.sharecash.org](http://www.sharecash.org))

-File Ice ([www.fileice.net](http://www.fileice.net))

-Uploaddee ([www.uploaddee.com](http://www.uploaddee.com))

-Dollar Files ([www.dollarfiles.org](http://www.dollarfiles.org))

**NOTE: Any of these sites will work, it's your preference.**

### **For Affiliate Marketing I recommend**

- ClickBank ([www.clickbank.com](http://www.clickbank.com))

- Amazon ([www.amazon.com](http://www.amazon.com))

Once you create accounts for these, please move on to the next page

# Instagram/Photo Sharing



## Method #2

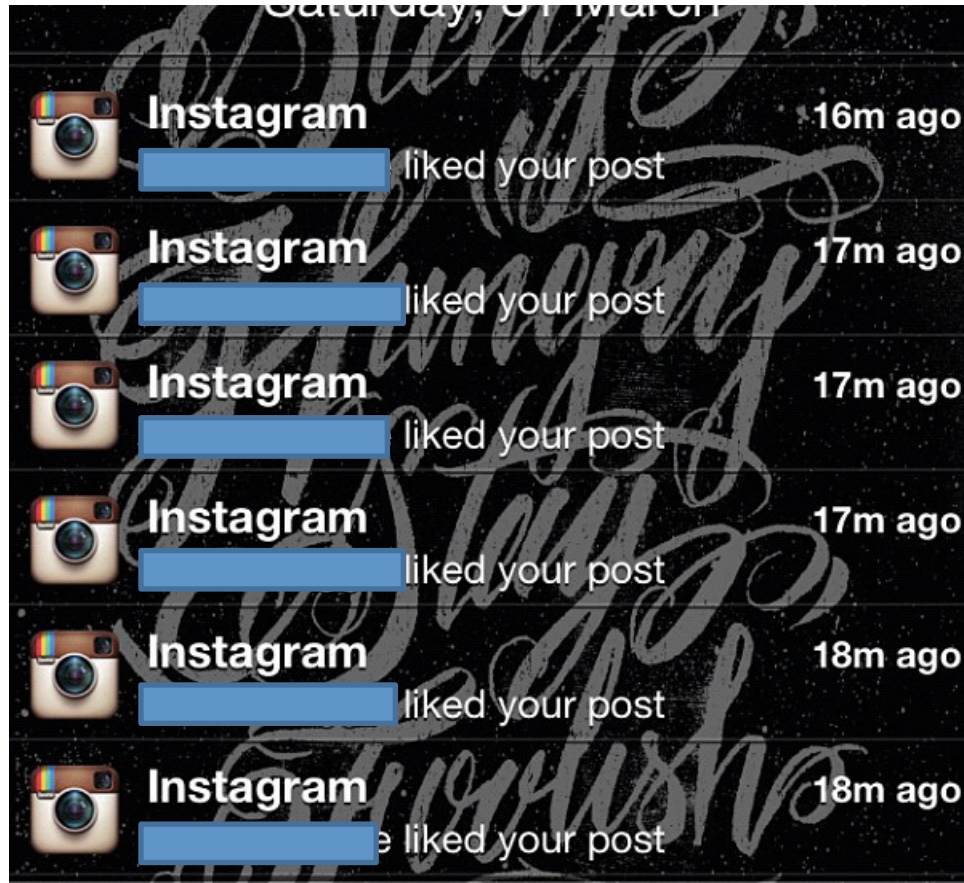
The first thing you will want to do is make an instagram or any other picture sharing social website account (I prefer instagram to be honest). Make a new account on whatever site you would like to use and don't use your actual one. Make the name look like an official camera company or photo company, such as "cannon\_performance\_shots"



Log in, then put some good pictures of nature or professional looking photos onto your photo stream or wall. You can fabricate lots of likes on each by commenting these hashtags on each picture: (feel free to copy and paste these)

#instagood #photooftheday #party  
#instamood #igers  
#pictureoftheday #instadaily #best  
#followme #webstagram #follow  
#photo #likeforlike #l4l  
#followforfollow #botd  
#like#iphoneonly #instalike  
#instaFollow

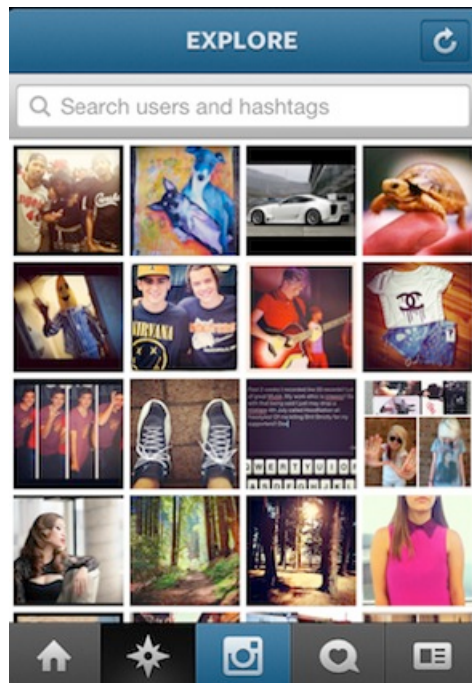
You should have lots of people starting to like your photos.



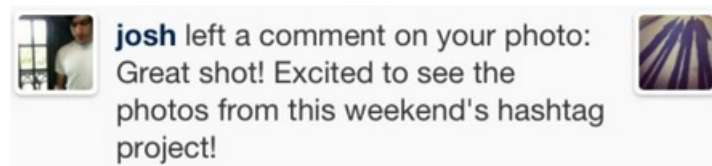
On average I acquire 5-20 likes per minute of leaving the Hashtags commented

Now with all of your pictures and likes, you are ready to start this niche.

Again, make sure it looks professional.



Go to a section or if your using instagram, head to #botd or #pictureoftheday and find an amateur who has a good picture. Comment on it and say something along the lines of “hey great picture!



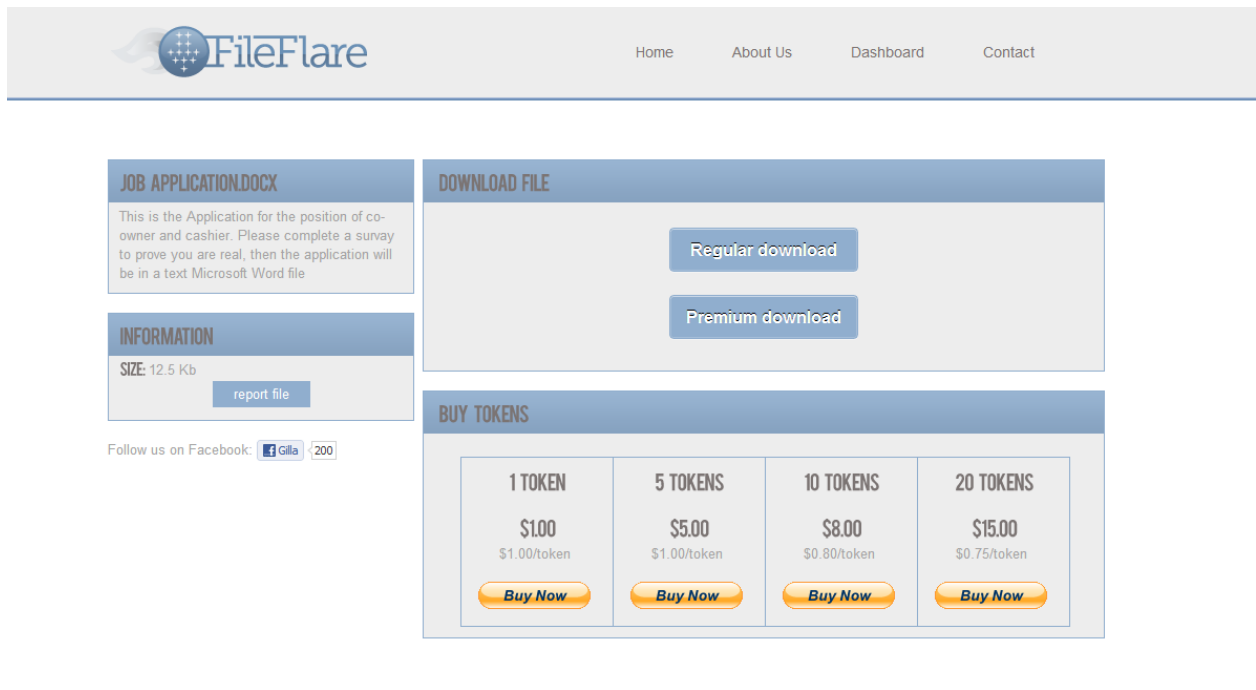
Then let them comment something back like “Your talents could be used working on Photography!”

They should then reply “Really sounds interesting”...

Then say back, “If you really are serious about uploading professional looking pictures, would you fill out an eApplication for me?”

Then let them respond to that...

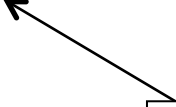
In the meantime, go to your PPD network and upload a file called “Job Application” I used FileFlare for my example because it’s easy to use and user friendly



Make sure if you can you add a description that states what it is (Make it sound Legit)

On the next page I will give you an application template that you can use to upload to your PPD network.

# Job Application For Head Of Photography



You can change  
the name

Position:

Good Hours For You:

What do you know about Photography?:

Why will you be a good choice for this company:

How many years have you been working with  
cameras:

Make a watermark in the back to  
make it look more official.

Then upload this

## Affiliate Marketing

Here's also where you can use Affiliate Marketing to make money.

After you comment on their pictures saying something nice, say that you recently got a good factory direct deal on a nice camera, and that they should check it out if they're interested.

If they want it then they can click it. This doesn't work as well as the PPD one, but I have done it twice on ClickBank for a shoty camera company (\$28 each). You should play with how you phrase the nice intro and dropping the link, but as long as you stick to the order above and always give them the option, it should work.

To implement this method, you'll need a CPA account... Don't worry, I have found a very reputed CPA network where you'll get accepted even without having a website and without a phone interview.

Yes, I am talking about [AdWorkMedia.com](http://AdWorkMedia.com). This is a new CPA network and they are quite lenient with their approval process.

**Here is how to get approved by them:**

**1)** Go to [AdWorkMedia.com](http://AdWorkMedia.com), click on the "Publishers" link, then click the "Sign Up Now" button and fill out the form.







2) While filling out the form, choose “PPC/PPV/Display” in your promotion methods and “No” for incentive traffic.

Publisher Sign Up | AdWork Media - Mozilla Firefox

File Edit View History Bookmarks Tools Help

Publisher Sign Up | AdWork Media

https://www.adworkmedia.com/affiliate-publisher.php

Most Visited http://profile.ak.fbcdn... Getting Started Latest Headlines Pin It Download

Address: \*

City: \*

ZIP: \* State: --Please Select-- \*

Country: --Please Select-- \* Phone: \*

IM Type: --Please Select-- \* IM Name: \*

Account Type

Please select the choice below which best describes your promotion methods.

Promotion Style: PPC/PPV/Display \*

Does your site or promotion methods offer rewards, points, or other incentives?

Incentive Traffic: No \*

Website & Promotion Details

Website 1: \* Website 2: \*

How did you hear about us? What networks do you currently work with?

How'd you find us? \* Current Networks: \*

Please describe your promotion methods in detail. You may provide additional comments for the review team.

3) Now provide your website URL (if you have one). If you don't have a website, provide link to any popular weight loss, loan, dating, self help site (use Google to find one such site). Be sure to include only a content site (no sales pages etc) with their "Whois" info hidden).

Next is the question "How did you find us?"... Fill out something like "Friend" or "Affiliate Marketing Forum" or "AffPaying.com".

Next they ask about your "Current Networks". You can tell them that you are working with Peerfly, Maxbounty, Neverblue or any other well known CPA network.

Publisher Sign Up | AdWork Media - Mozilla Firefox

File Edit View History Bookmarks Tools Help

Publisher Sign Up | AdWork Media

https://www.adworkmedia.com/affiliate-publisher.php

Most Visited http://profile.ak.fbcdn... Getting Started Latest Headlines Pin It Download

Please select the choice below which best describes your promotion methods.

Promotion Style: PPC/PPV/Display

Does your site or promotion methods offer rewards, points, or other incentives?

Incentive Traffic: No

Website & Promotion Details

Website 1: http://YourSite.com Website 2:

How did you hear about us? Friend What networks do you currently work with? Peerfly,Maxbounty

How'd you find us? Friend Current Networks: Peerfly,Maxbounty

Please describe your promotion methods in detail. You may provide additional comments for the review team.

Promotion Methods

Terms & Verification

reCAPTCHA challenge image

4) Now comes the most important part of your application. Here they ask about your “promotion methods”. Your answer will be something like this:

Publisher Sign Up | AdWork Media - Mozilla Firefox

File Edit View History Bookmarks Tools Help

Publisher Sign Up | AdWork Media

https://www.adworkmedia.com/affiliate-publisher.php

Most Visited http://profile.ak.fbcdn... Getting Started Latest Headlines Pin It Download

Please select the choice below which best describes your promotion methods.

Promotion Style: PPC/PPV/Display

Does your site or promotion methods offer rewards, points, or other incentives?

Incentive Traffic: No

Website & Promotion Details

Website 1: http://YourSite.com Website 2:

How did you hear about us? Friend What networks do you currently work with? Peerfly,Maxbounty

How'd you find us? Friend Current Networks: Peerfly,Maxbounty

Please describe your promotion methods in detail. You may provide additional comments for the review team.

Promotion Methods

I mainly use PPC and media buys.I have over 2 years experience of working with Google Adwords,Facebook and 7Search.com.I also purchase banner spaces on high traffic websites related to my offer. I have had the most success with dating,health&fitness,credit repair and education related offers.

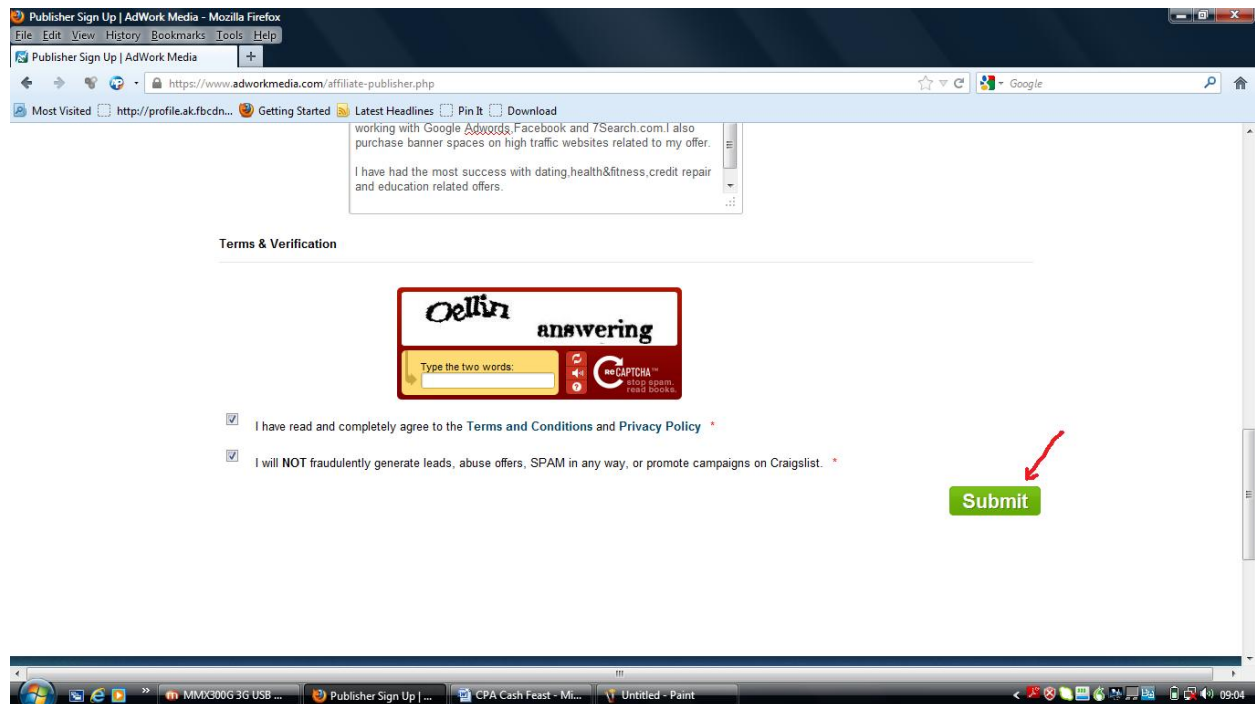
Terms & Verification

reCAPTCHA challenge image

I have read and completely agree to the Terms and Conditions and Privacy Policy

I will NOT fraudulently generate leads, abuse offers, SPAM in any way, or promote campaigns on Craigslist.

5) Accept their “Terms&conditions” and hit the “submit” button.



Now your application is complete. They generally approve new applications within one business day(I got approved within 5 hrs).On weekends it may take more time.

If somehow you don't get an approval email from them within two days, add "AWMdennis" on your Skype contacts and let him know about your application.

Once accepted, you'll be able to see the wide variety of offers and get your affiliate links. Here is how to get your affiliate link for the highest converting offers:

**Just click on the "Top US Campaigns" or "Top International Campaigns" tab and you'll see all the top performing offers.**



AdWork Media Publisher Dashboard - Mozilla Firefox

File Edit View History Bookmarks Tools Help

AdWork Media Publisher Dashboard

https://www.adworkmedia.com/publisher/index.php?option=campaign\_management&section=best\_converting\_offers

Most Visited http://profile.ak.fbcdn... Getting Started Latest Headlines Pin It Download

AdWorkMedia  
Earn More From Your Traffic!

Dashboard Campaigns Tools Reports Payments Affiliate Program My Account Support

Campaign Management → Best Converting Offers

All Campaigns New Campaigns Featured Campaigns My Favorites View Top INTL Campaigns

Top US Campaigns

SORT BY: EPC Filter Campaigns

Top Incentive Email Submits/Surveys - US

Campaign	Payout	EPC	CR
Game Show Network (US)	\$0.50	\$0.24	30.82%
NPD Survey - Males Only (US)	\$1.00	\$0.20	14.83%
\$1,500 Applebees Gift Card	\$1.00	\$0.20	15.02%
Mobile Phone Survey (US)	\$1.30	\$0.19	11.41%
\$1500 Taco Bell Gift Card Survey	\$1.00	\$0.19	14.51%
	\$1.00	\$0.18	13.86%

Top Incentive Downloads - US

Campaign	Payout	EPC	CR
FrostWire - Free Download	\$1.20	\$0.15	9.60%
iLMD - Free Download - Incent (US/UK)	\$0.35	\$0.15	24.56%
Play Pickle - Kaboomz - Free Download	\$1.30	\$0.14	8.53%
Pagealicious FB Themes - Free Download	\$0.90	\$0.14	10.82%
DLEasy - XVID Player - Free Download	\$1.18	\$0.13	8.44%
GetFunGames - Sonic (Download)	\$1.20	\$0.13	8.22%

Performance Manager

We're here to help - Contact us with questions or concerns!

Dennis Weiss  
AWMdennis  
(585) 703-1967  
AWMdennis  
Support Ticket

Live Chat Support

AWMdennis  
AWMdave

Traffic Intelligence

Quick Stats

Lead Earnings Referral Earnings

Click on any offer link and you'll see details like this:

If you are approved for the offer, you'll see the "Approval Status" as "Approved" and will be able to get the affiliate link and banners

AdWork Media Publisher Dashboard - Mozilla Firefox

File Edit View History Bookmarks Tools Help

AdWork Media Publisher Dashboard

https://www.adworkmedia.com/publisher/index.php?option=campaign\_management&section=best\_converting\_offers

Most Visited http://profile.ak.fbcdn... Getting Started Latest Headlines Pin It Download

We're here to help - Contact us with questions or concerns!

RP - Axe Sample (Submit) (#1012) Remove from favorites Bookmarked as Favorite

General Details

CAMPAIGN NAME	RP - Axe Sample (Submit)	CAMPAIGN ID	1012
INCENTIVE	Yes No Cash Incent Promotion Methods No Points Incent Promotion Methods	CREDITING TIME	Instant
APPROVAL STATUS	APPROVED	PAYOUT	\$1.25
CONVERSION POINT	E-mail Submit	Commission per credited lead	Request custom payout?
Required user action		AVERAGE USER COST	\$0.00
CATEGORIES	<ul style="list-style-type: none"> <li>Email &amp; Zip Submits</li> <li>Survey / Freebie / Sweepstakes</li> </ul>	ACCEPTED COUNTRIES	United States
PREVIEW CAMPAIGN	GEO-filtered preview - may be blocked	PIXEL TRACKING	Place JS Tracking Pixel Place S2S Tracking Pixel Place Global S2S Postback URL
Report inactive?			

Offer Availability for Tools

Gateway Content Lockers  
Not Available for Gateways

Product Lockers  
Enabled For Product Lockers » Disable this offer?

Link Lockers  
Not Available for Link Lockers

Stats

PERSONAL EPC

FREE AXE

Here is how your short affiliate link will look like (you can add a unique SUB-ID for every source you are promoting it on):

The screenshot shows the AdWork Media Publisher Dashboard in a Mozilla Firefox browser. The URL is [https://www.adworkmedia.com/publisher/index.php?option=campaign\\_management&section=best\\_converting\\_offers](https://www.adworkmedia.com/publisher/index.php?option=campaign_management&section=best_converting_offers). The page displays 'Terms And Conditions' and 'Campaign Creatives'. Under 'Campaign Creatives', there is a 'SHORT TRACKING URL' field with the value 'http://lnkgo.com/iGP'. A red arrow points to this field, and a handwritten note in red says 'Your Affiliate Link'. Below the URL field, there is a text box containing HTML code for a banner ad.

If you aren't approved for an offer it'll look like this:

The screenshot shows the AdWork Media Publisher Dashboard in a Mozilla Firefox browser. The URL is [https://www.adworkmedia.com/publisher/index.php?option=campaign\\_management&section=best\\_converting\\_offers](https://www.adworkmedia.com/publisher/index.php?option=campaign_management&section=best_converting_offers). The page displays 'Stats' and 'Description'. A red box highlights the 'Request approval?' button. The 'Stats' section shows various metrics for GLOBAL, PERSONAL, and TOTAL. The 'Description' section provides details about the campaign, including a \$1,500 Taco Bell Sweepstakes. A note at the bottom states: 'This campaign requires approval before it can be promoted. Request approval?'.

Top Non-Incent Campaigns - US			Top Dating Campaigns - US				
Campaign	Payout	EPC	CR	Campaign	Payout	EPC	CR
	\$25.00	\$4.67	17.13%	HueSpotLove Dating - PIN (US)	\$2.80	\$0.20	6.42%

Just click on the “Request Approval” link and fill out the form like this:

The screenshot shows the AdWork Media Publisher Dashboard in a Mozilla Firefox browser. The dashboard displays campaign statistics: TOTAL CLICKS (0), TOTAL LEADS (0), TOTAL IMAGE IMPRESSIONS (0), and TOTAL COMMISSION EARNED (\$0.00). The campaign description is: "Enter for your chance to win the \$1,500 Taco Bell Sweepstakes! Participation Required!". The terms and conditions state: "Gateway and Soft Incentive Only. No Points or Cash allowed. Can be used for Non-Incentive Campaigns freely!". A yellow box with a warning icon says: "This campaign requires approval before it can be promoted. Request approval?". Below this, a red arrow points to the "Request Approval" link. The form asks the user to explain how they will promote the campaign, with a red instruction: "Please be specific & include the domains and relevant ad networks where this campaign will be placed". The user's response is: "I want to promote this offer on freebie/coupon forums. These forums get tens of thousands of visitors a day and I expect this offer to convert heavily with that traffic." Below the response, it says: "Please approve me so that I can start it promoting right away." and "By submitting this approval request you agree to this campaign's Terms and Conditions." A green "Submit Approval Request" button is at the bottom of the form.

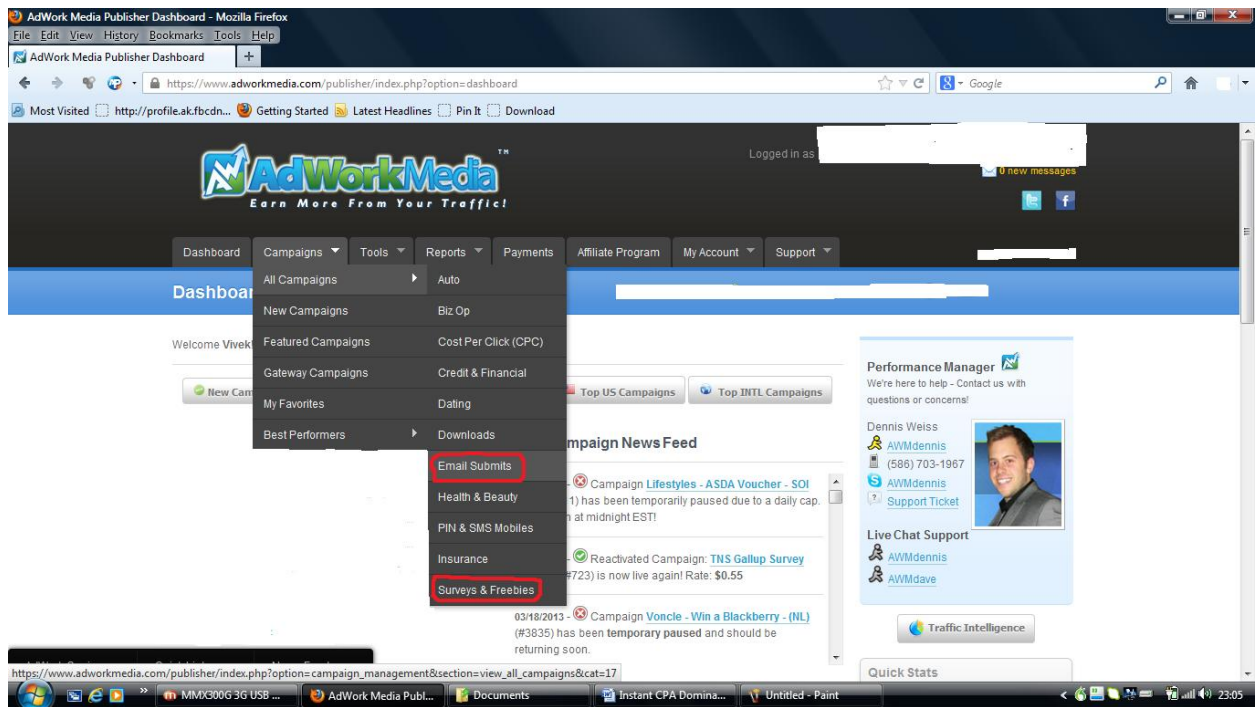
It should get you approved in just a few minutes (on working days). Sometimes the approval may take more time so please be patient.

However if your request is not approved within a couple of hours, contact Dennis and let him know that you'll be using freebie/coupon forums to promote that offer.

## Let's now implement our method...

For quick cash generation, we'll be promoting coupon/freebie related offers. There are dozens of such offers in [AdWorkMedia](#). To find these offers:

- 1) Login to your account
- 2) Hover your mouse over the “Campaigns” tab and then over “All Campaigns”. Now click on the “Email Submits” and “Surveys&Freebies” link



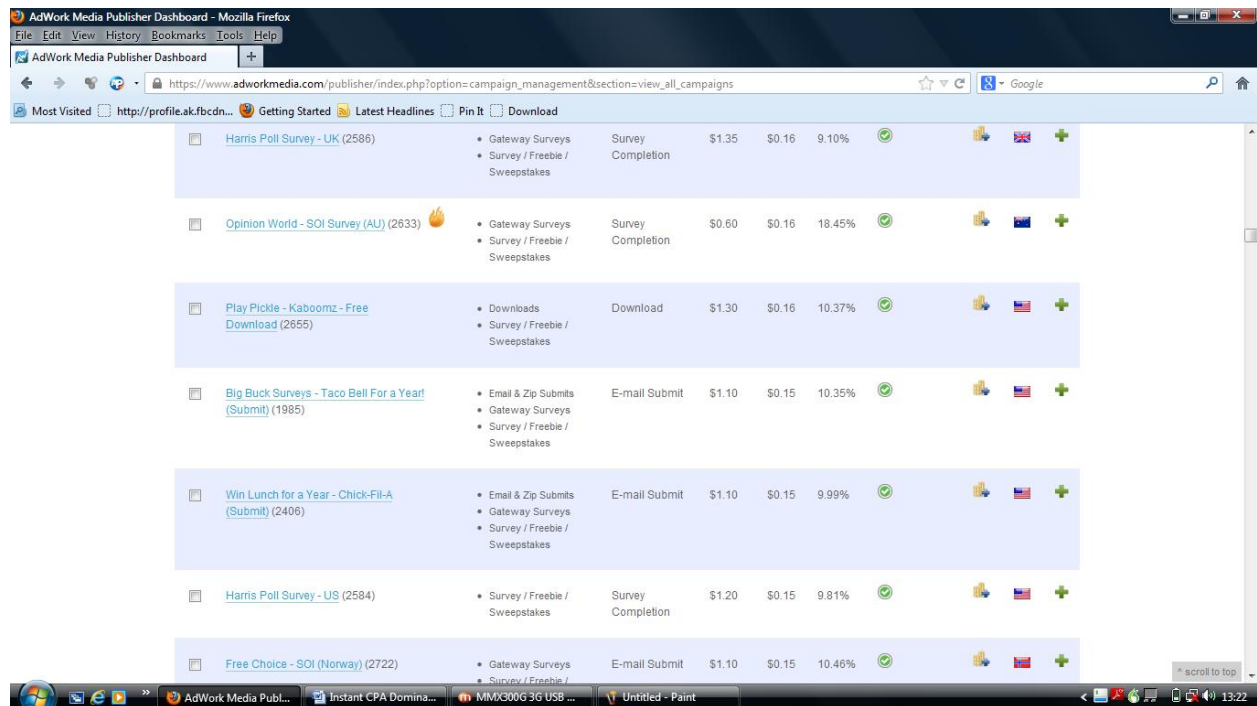
There are many gift card/coupon related offers (including a lot of international offers too) in the “Email Submits” section that pay between \$1-\$3.5 per lead. These are perfect for our method.

The screenshot displays a list of campaigns in the 'Email Submits' section. The table below summarizes the visible campaigns, including their names, categories, payout rates, and other relevant details.

Campaign	Category	Credits At	Payout	EPC	CR	Incent
UKPrize.co.uk - ASDA Gift Card - No Incent (UK) (3254)	Email & Zip Submits Survey / Freebie / Sweepstakes	E-mail Submit	\$1.00	\$0.32	23.44%	
PaidOffers - Win 300€ Per Month (UK) (3015)	Email & Zip Submits Survey / Freebie / Sweepstakes	E-mail Submit	\$1.10	\$0.27	18.94%	
Match.com (Email Only) - UK (3345)	Dating Email & Zip Submits Survey / Freebie / Sweepstakes	First Page	\$3.50	\$0.27	7.16%	
Trip to Paris - SOI (Denmark) (3433)	Email & Zip Submits Gateway Surveys Survey / Freebie / Sweepstakes	E-mail Submit	\$0.50	\$0.27	34.68%	
MyOffers - Win an iPhone 5 (UK) (3135)	Email & Zip Submits Gateway Surveys Survey / Freebie / Sweepstakes	Second Page	\$0.80	\$0.24	21.31%	
PT - Mystery Shopper ASDA Voucher	Email & Zip Submits	E-mail Submit	\$0.90	\$0.23	18.84%	



There are 225 offers under the “Survey/Freebie/Sweepstakes” category and many of these offers are having very good EPCs. We’ll be using these offers with our method.

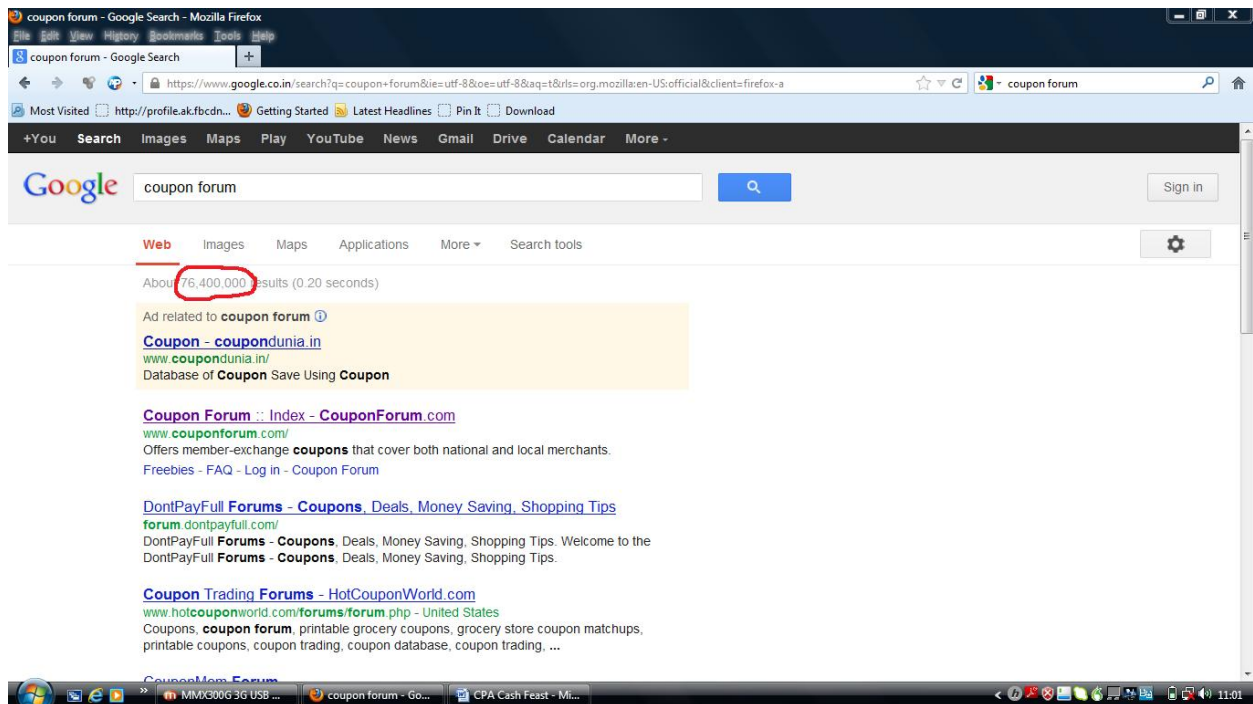


The screenshot shows the AdWork Media Publisher Dashboard in Mozilla Firefox. The dashboard displays a list of offers under the 'Survey/Freebie/Sweepstakes' category. The offers are listed in a table with columns for offer name, category, action, and performance metrics (EPC, CPC, and Conversion Rate). The offers are sorted by EPC, with the highest EPC at the top.

Offer Name	Category	Action	EPC	CPC	Conversion Rate
Harris Poll Survey - UK (2586)	Gateway Surveys	Survey Completion	\$1.35	\$0.16	9.10%
Opinion World - SOI Survey (AU) (2633)	Gateway Surveys	Survey Completion	\$0.60	\$0.16	18.45%
Play Pickle - Kaboomz - Free Download (2655)	Downloads	Download	\$1.30	\$0.16	10.37%
Big Buck Surveys - Taco Bell For a Year! (Submit) (1985)	Email & Zip Submits	E-mail Submit	\$1.10	\$0.15	10.35%
Win Lunch for a Year - Chick-Fil-A (Submit) (2406)	Email & Zip Submits	E-mail Submit	\$1.10	\$0.15	9.99%
Harris Poll Survey - US (2584)	Survey / Freebie / Sweepstakes	Survey Completion	\$1.20	\$0.15	9.81%
Free Choice - SOI (Norway) (2722)	Gateway Surveys	E-mail Submit	\$1.10	\$0.15	10.46%

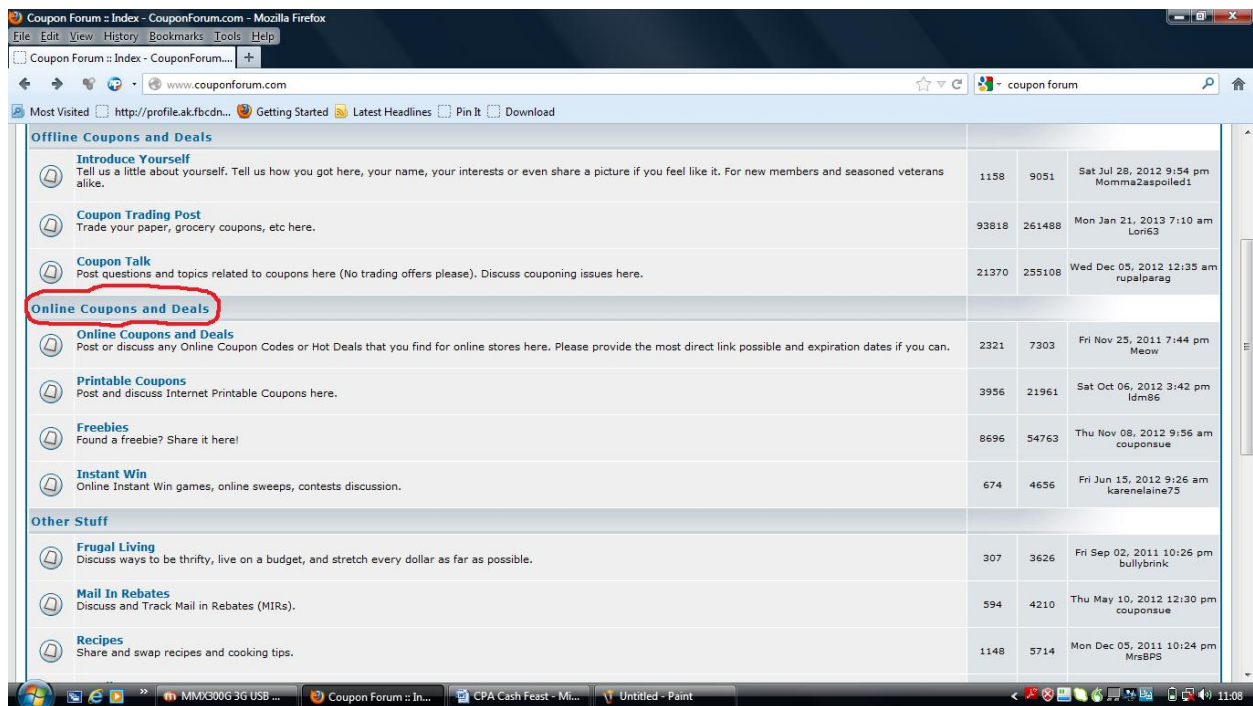
Millions of people from all around the world search for coupons/gift cards online and with proper placement of your offers among these people, you can easily make a killing.

**Coupon and freebie related forums are the favorite hangouts of these people. So what we’ll be doing is search for ‘coupon forum’.**



There are over 76 million results for “Coupon Forum”. Let’s visit the first link <http://CouponForum.com>

From the no. of posts you can see that this is an established site and gets a lot of traffic. They have a special section for “Online Coupons and Deals”



This section is a lead goldmine for us. Under this section, you can promote CPA offers related to freebies, deals, coupons and gift cards, contests, games and sweepstakes etc.

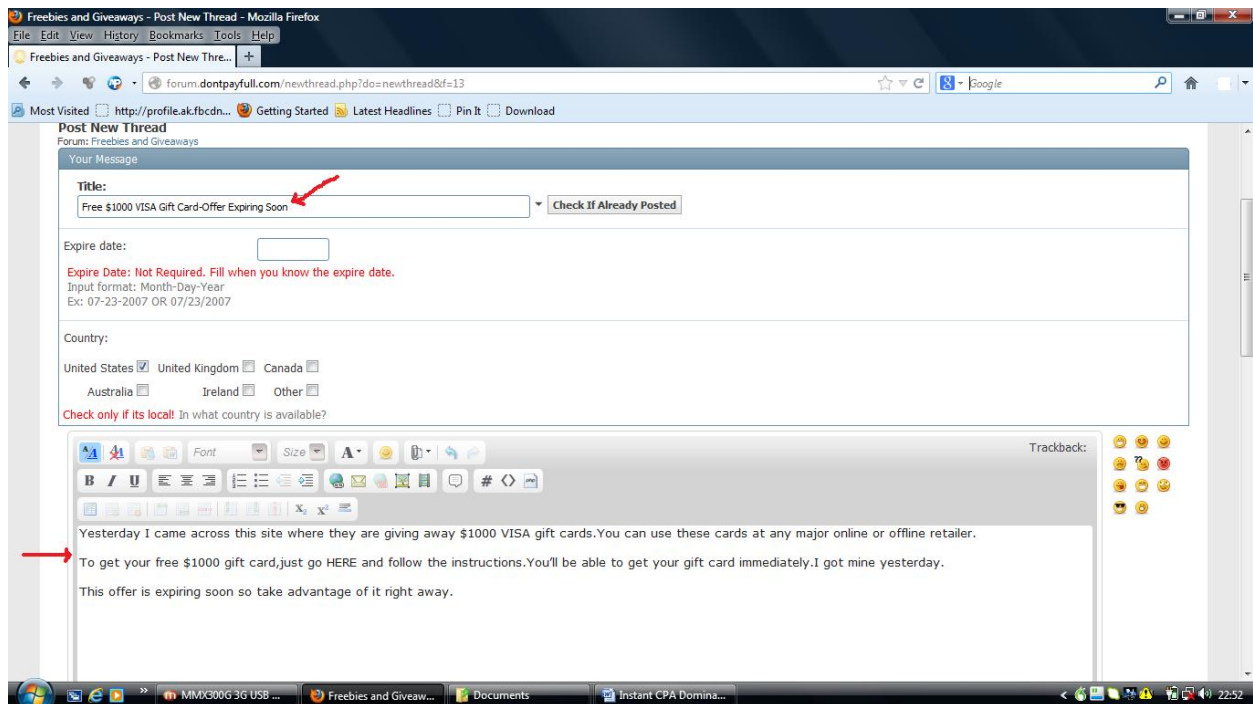
## **How To Structure Your Posts To Generate Maximum Attention:**

This is the “make or break” part of the whole exercise. Like with any other method you need to write your posts in such a way that they get maximum attention from your prospects and convert that traffic into leads.

Forums are essentially places for social interaction and you are likely to see much greater success if other users perceive you as one amongst them (than as an affiliate marketer desperately trying to push his offers).

Once you register at some of these forums (I would advise you to register at 30-50 of them. Use Roboform or other form fill up software for quick registrations), wait for 5-7 days before you promote anything (if you start posting your affiliate offers right away, they may delete your posts or even ban you from the forum). In this duration try to contribute as much as you can. Participate in discussions and build your post count to at least 15 posts.

Once you have built some reputation, create a new thread, letting others know about your free CPA offer.



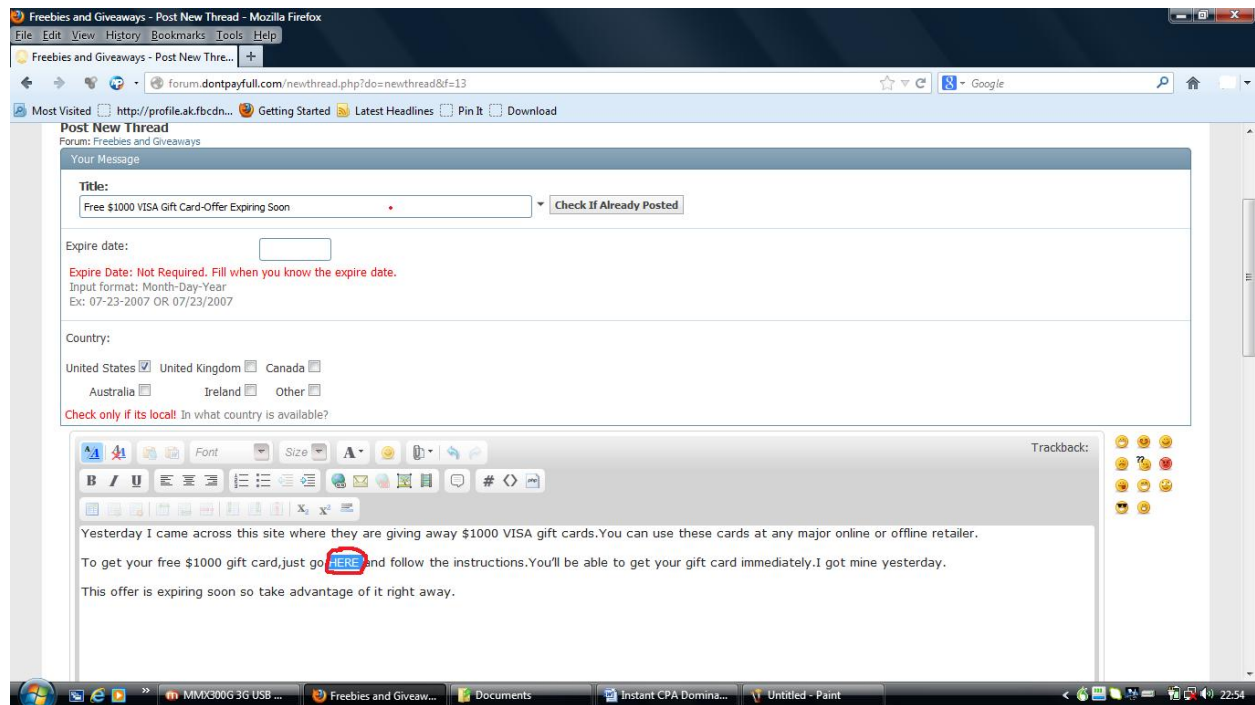
Create a title like above, check the countries where the offer is available and write a brief description of the offer.

## How To Insert Your Affiliate Links:

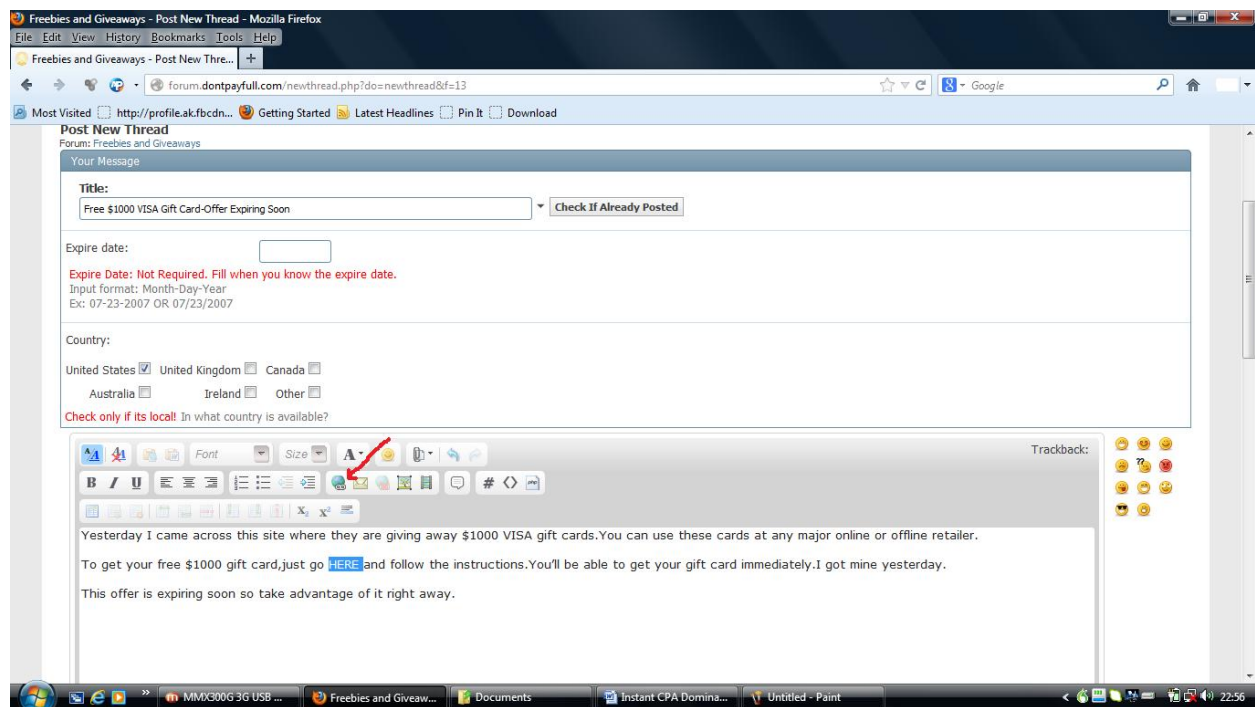
This is very important. You should never post naked affiliate links as this will invite a prompt deletion of your posts.

Instead use the hyperlinking feature. **Here is how to create a hyperlink:**

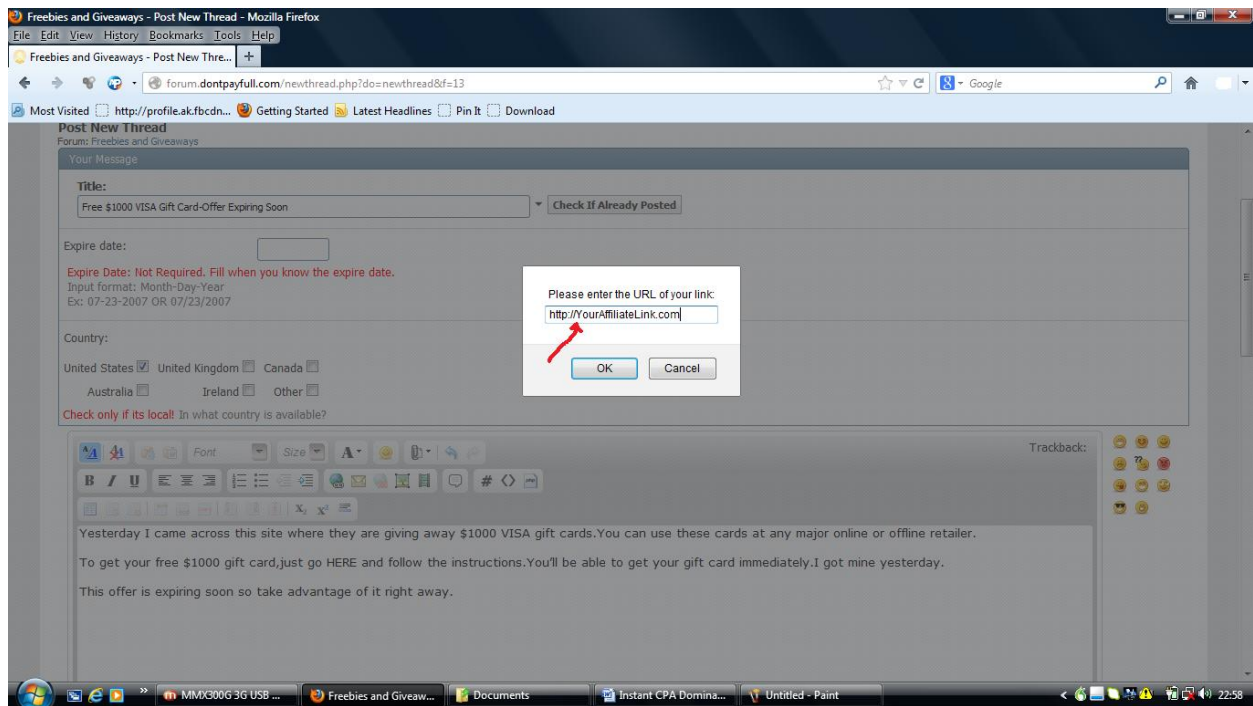
Just highlight the word (left click and move your cursor over the word) where you want to insert your affiliate link



Now click on the “link” button:



A pop-up will appear. Insert your affiliate link in the box as shown below:



Hit the “OK” button and post your thread.

### Here is how a well-balanced post would look like:

“Yesterday I came across this site where they are giving away \$1000 VISA gift cards. You can use these cards at any major online or offline retailer.

To get your free \$1000 gift card, just go HERE [insert your affiliate link in the hyperlink format] and follow the instructions. You’ll be able to get your gift card immediately. I got mine yesterday.

This offer is expiring soon so take advantage of it right away.”

That’s all...Now copy the post and paste it on other forums too (I generally post an offer on 40-50 forums).



By posting on 40-50 forums, you can expect to get several hundred (even thousands) visitors to your CPA offer every day (till your posts get buried in the heap of newer posts).

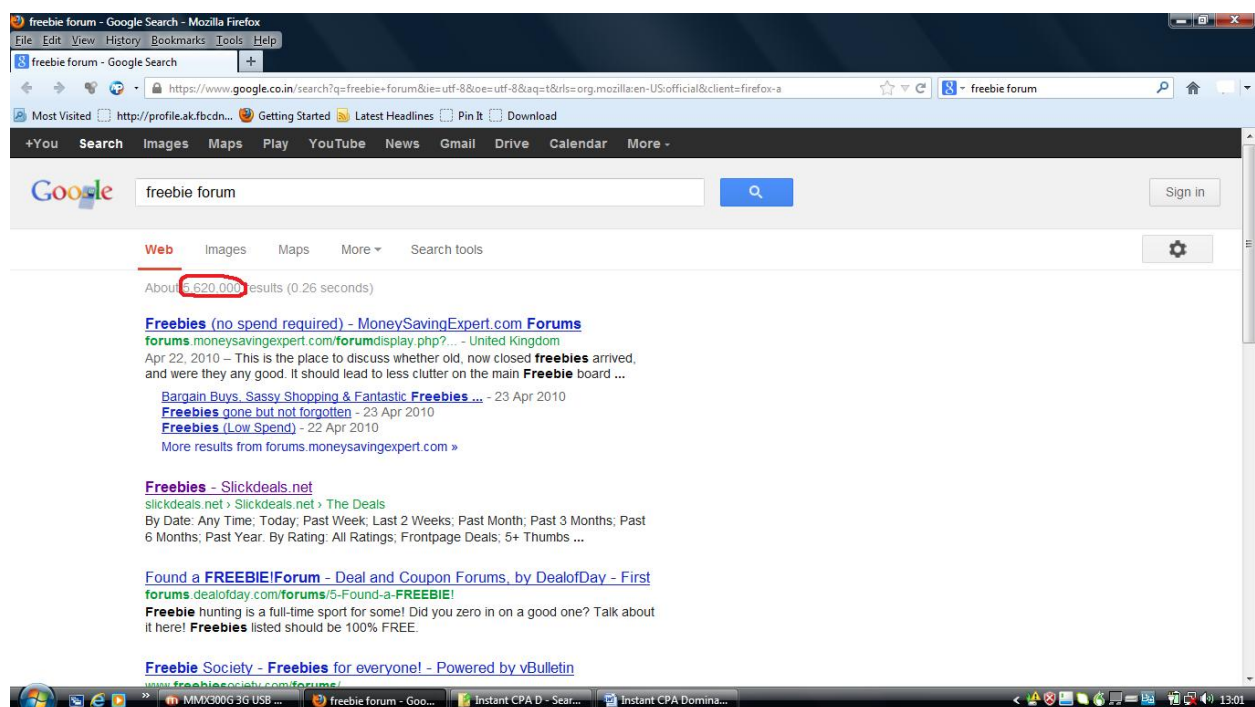
The traffic from these forums converts very heavily (you can expect conversions of over 10% for email submits) and depending on how many offers you post in a day (and how many forums you post them on), you can expect to make several hundred dollars a day in CPA commissions.

Now you have a plan of attack to take leverage from the enormous amount of traffic these forums get and instantly convert it into CPA commissions.

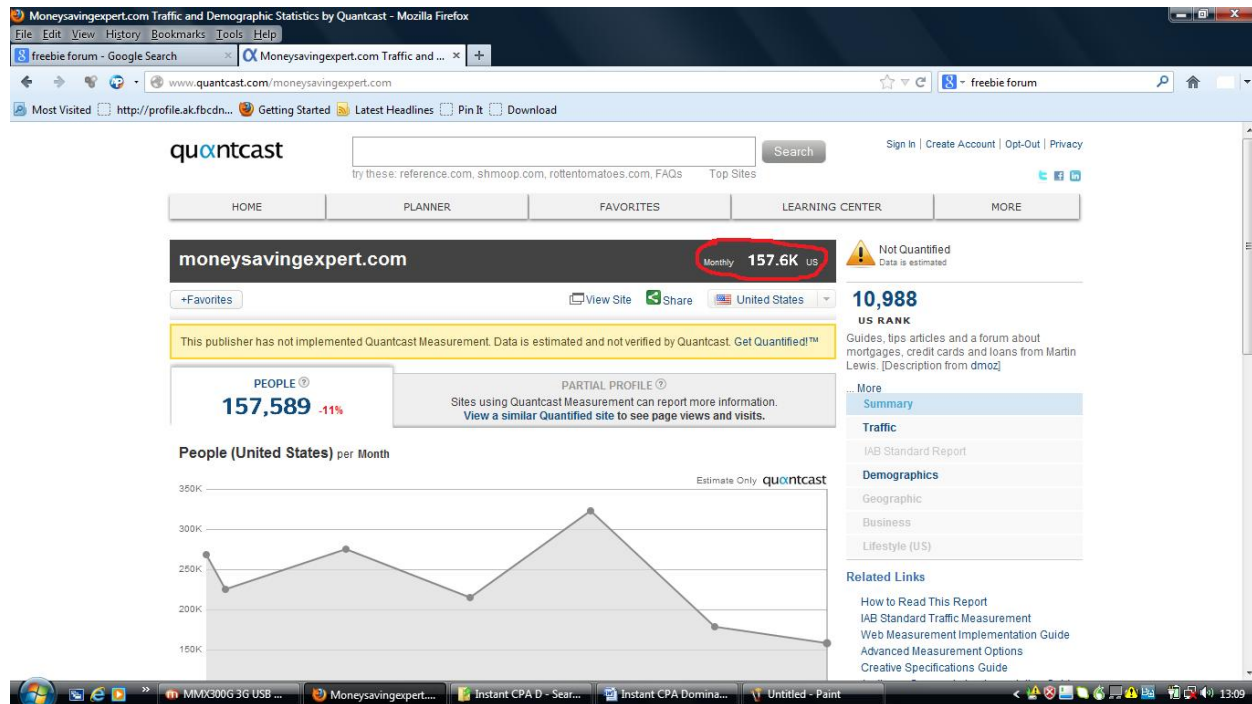
These forums should provide you with enough traffic to make \$500 and more a day on your own. There are thousands of high traffic coupon forums and with 3-4 outsourcers, you can easily scale it up to generate \$1,000+ a day.

## Expanding Your Reach and Getting More Traffic:

Another excellent place to promote these offers are “freebie forums”. These forums are also thronged by millions of people. A quick search for “freebie forum” returns over 5.6 million results:



And many of these forums get massive amounts of traffic...



The MoneySavingExpert forum reaches to over 157,000 monthly people in the US alone and as you can see from the screenshot below, many of the threads there receive thousands to hundreds of thousands of views:

The screenshot shows a forum page with a list of threads. Each thread entry includes a title, a date, a time, and a view count. Red arrows point to the view counts of several threads, highlighting the high traffic volume. The threads are listed in a table format.

Thread Title	Date	Time	Views
Boots Product Testing Panel (PLEASE NOTE NOT TAKING ON NEW TESTERS)	09-03-2013	2:50 PM	51,213
Free £30 for website registration	09-03-2013	2:33 PM	23,718
FREE Flea Comb	09-03-2013	12:58 PM	710
Tesco Home Panels	09-03-2013	12:25 PM	384,644
Free Box of Awesome with Free Games, Music and Much More (13+)	08-03-2013	8:55 PM	9,624
Free dishwasher tablets	08-03-2013	12:40 PM	4,325
Waking Dreams - Cracking Fantasy Thriller - Free on Kindle Today	08-03-2013	12:20 PM	231
Elvive ExtraOrdinary Oils	08-03-2013	10:43 AM	4,008
BzzAgent - Free samples to test	08-03-2013	9:11 AM	515,172
Dog Calming Music	08-03-2013	7:28 AM	27,851



By posting about your offers in such forums, you can expect to add several hundred dollars a day extra in your income.

Just follow the procedure described above (for coupon forums) to siphon massive amounts of traffic from these forums to your CPA offers and generate huge commissions for free.

Now you have everything that you need to make \$500/day or more with this method. Start small, build your reputation and then scale up big(you can hire a few VAs for this purpose).

In the past one month, I have made over \$2,000 with this method alone. The most I have made in a day with it is \$350 and I am certain that anyone with a couple of outsources and a bit more dedication will be able to generate much more a month.

Just take action on the steps described above and secure five figures a month income for yourself.

**I hope you are satisfied and have learned something from my eBook!**

**Please PM me if you are confused with any part of it, and I will gladly help you understand it.**

**-EvanC**