

\$500 EVERYDAY *with*

FACEBOOK FAN PAGES!

by A N KAY KAPIL

From the desk of your favorite author

AN KAY KAPIL

A member of OF YOUR HEART

DISCLAIMER AND/OR LEGAL NOTICES

The information presented herein represents the views of the author as of the date of publication. Because of the rate with which conditions change, the author reserves the rights to alter and update his opinions based on the new conditions. This manual is for informational purposes only and the author does not accept any responsibilities for any liabilities resulting from the use of this information. While every attempt has been made to verify the information provided here, the author and his referrals cannot assume any responsibility for errors, inaccuracies or omissions. Any slights of people or organizations are unintentional.

This publication is not intended for use as any source of advice such as legal, medical, or accounting. The publisher wants to stress that the information contained herein may be subject to varying international, federal, state, and/or local laws or regulations. The purchaser or reader of this publication assumes responsibility for the use of these materials and information. Adherence to all applicable laws and regulations, including international, federal, state and local governing professional licensing, business practices, advertising, and all other aspects of doing business in the EU, US, Canada or any other jurisdiction is the sole responsibility of the purchaser or reader. Neither the author nor the publisher assume any responsibility or liability whatsoever on the behalf of the purchaser or reader of these materials. Any perceived slight of any individual or organization is purely unintentional.

This book is for personal use only. It should serve as a reference only with no guarantee to any personal or financial gains. Results from usage of materials described in this book varies. By reading this material, you agree that the author is not liable on any consequences arising from usage of this book.

Congratulations! Now, you DO HAVE resale rights. You can give away this report, FREE OF COST, as a bonus or gift.

You do NOT have any right to edit this report.

Hello again, I am AN KAY KAPIL from INDIA I am a reputed member at YOUR HEART. Thousands of people on the internet know me for publishing internet marketing e-books which are the MOST REALISTIC ONES. I never hurry while publishing an e-book. I do research, find new methods, apply

them, and if I am successful, I tell others in my e-books. You can say that I write an e-book once in 6 months, but it is always **the best one**. You might have read my other e-books earlier too, so here is another one. I hope you will like it as much as you liked my previous e-books. This e-book has a version i.e. 1.8 and if I have some updates on this method, I will put it in the next version of this e-book.

Note: All screenshots in this e-book are in high resolution, please use higher version of Acrobat Reader to view.

Thanks

A N KAY KAPIL

Let's Start...

You read many e-books on making money, but NO E-BOOK gives you any guarantee that you will make money using its method. But, here is the MOST REALISTIC AND PRACTICAL e-book, you have ever read, in your life. It is a blueprint of making ROCK SOLID INCOME consistently, WITHOUT missing even a single day!

It is an exact form of a method, I use for getting 500 UNIQUE VISITORS DAILY to my website and making \$500 PER DAY, \$3500 PER WEEK or say \$15000 PER MONTH. This is the most recent e-book from my desk and is written in February, 2010. I have reached at this level of \$500 EVERYDAY in 30 DAYS ONLY, starting from ZERO! But, if you want to make \$500 today only, then this e-book is NOT for you, because my method will take few days.

Everyone can make money from its website, if it gets traffic. If you already have a website, then to make money, you need a lot of traffic! So, first of all, let's decide from where you can get the traffic. The best source of getting

traffic are the Search Engines (SEs). But is it easy to see your website on the #1 page of [Google](#)? I will like to do efforts for it, but it will take that much long time, that I may leave internet marketing, being disappointed. Should you go for [Google Adwords](#)? Well! I am not lucky in using Google Adwords, as it took all cash from my pockets and I got no sales from it for 2 months continuously. Many people may have become successful with it, but, I was NOT. So, what is the solution? The next best place for getting traffic is [Social Networking Websites](#). I believe on [Facebook](#) for getting targeted traffic, as it is **#1** Social Networking Website with 300 MILLION active users and every user has more than 100 friends at an average. So, don't you think that this can be a major source of traffic among all social networking websites? The best source of traffic from Facebook are its fan pages.

A successful Fan Page can bring:

- Regular
- Targeted
- Highly interested
- Easily convertible
- Most suitable

...traffic to your website that WILL BUY your product!

Here I am going to tell you, how to make an ULTIMATE FAN PAGE that adds 200 more fans to it automatically everyday, and brings IMMENSE TRAFFIC TO YOUR WEBSITE! & let you make \$500 EVERYDAY. My fan page brings thousands of Targeted Visitors to my website every month and load my pockets with money WITHOUT ANY EXTRA EFFORT!

I created a new Facebook account just 30 days ago & these are the stats of this account:

| | |
|---------------------------------------|---------------------|
| ***** Total Friends: | 4577 |
| Total Fans: | >55000 |
| UVs to my website from this fan page: | 500-600 Per Day |
| Average Sales: | 15-20 Per Day |
| Average Income: | \$450-\$600 Per Day |

(As my website design is very poor and not convincing, that's why my conversion rate (rate at which visitors are converted into customers) is 2%-3% only, I am trying to improve it more and I hope I will be able to take it to 4%-5% easily that will double my sales.)

I will surely show you the screenshots of my Facebook account and fan page. Not only this, you will also see the traffic stats, and my income proofs, in the next pages, so keep reading... ☺

Now, you might be thinking that if I am boasting that much, then why I don't share the url of my fan page? The reason is that I do not want to be on a risk of my fan page being reported by anyone. I know, that if only few people report a fan

page then Facebook will remove it without even investigating. On the other hand, if you really want traffic to your website & make \$500 EVERYDAY, then you should either trust me or you can close this e- book and start reading another one that claims making \$\$\$\$ per day or some impossible IDIOT FIGURES! Ok, Let's start learning, making an ULTIMATE FAN PAGE on Facebook that brings HUGE TRAFFIC to your website and let you make **\$500 EVERYDAY!**

First of all, [create a new Facebook account](#), as some risk of being banned is there so you should create a new Facebook Account and should NOT use the existing one. Enter as much information as you can. People do not like empty profiles. After you have created a new Facebook Account, it is the time to start adding friends to it. Remember, do NOT make a fan page until you have proper number of friends. You can add maximum of 5000 friends to your Facebook a/c. First of all, your motive should be to exploit this opportunity. **Remember**, this is the most important task. All of your website traffic, income, success etc. depends upon it. Generally, adding 5000 friends may take your whole life, but you will see, how you can add 5000 friends to your Facebook account in 7 days only, using my technique.

YES! 5000 FRIENDS IN 7 DAYS ONLY!

I am going to tell you a formula THAT IS UNBEATABLE! About 400-600 people will be joining you daily, WITHOUT FAILURE!

The best feature, for us, on the Facebook is that, you can upload a contact file containing names and email IDs of your friends, you want to add on Facebook. People in your contact file may or may not be on Facebook. If they are already on Facebook then they can add you when they see your friend request, otherwise an email will be sent by

Facebook and they can make an account on Facebook and can join you. We will exploit this facility, up to its maximum extent.

I am going to describe each and everything about this method, so slowly, that you will love it. I will show you how SIMPLE it is to get 5000 friends in 7 Days Only and make a fan page that brings ultimate traffic to your website. Keep reading patiently... 😊

Now, let's move to the topic back. Our contact file must have email IDs of our contacts in it, so that Facebook can search those people already on Facebook and can give you an option to add them, or can send invites at those email IDs. So, we need a huge email list now. What will you do in this case, either you purchase email lists or you build an opt-in list yourself. But, it will take months to get a large email list and the worst thing is that if you are going to buy an email list then you will have to pay \$400-\$1000 for it. Further, there is no guarantee that it will work or not. Now, if I suggest you to buy an email list paying \$500 to a webmaster then you will surely like to kick me hard. The only alternative that is available at this time is an email extractor.

***** STOP! Don't think that I am going to sell you an email extractor... LOL... This is not a crapy e-book that contains affiliate links from [Clickbank](#) or [Commission Junction](#) websites to make sales. I am making a FIVE FIGURES income monthly from my own website, so, few cents from affiliate commission will not change my life. 😊

Have you ever used an email extractor? An email extractor harvests email IDs from the internet and gives you an email list containing those collected IDs. But, Is it advisable to use email IDs harvested by an email extractor to invite people? There are many disadvantages of using an email extractor. First of

all, email extractor extracts same email IDs from the internet, every time you use it. Second thing is that there are email IDs of companies, and other business houses that are of NO use to you. Simply, you are NOT

willing to send an invitation to a mobile phone selling company at its email ID to join you on Facebook... LOL. How silly, it will be! 😊

The final alternative is an email IDs/list generator. Email IDs/list generators are very different from email extractors, as they generate supposed email IDs using common names of the people. These email IDs belong to general public and not to the companies, firms or business houses. These kinds of generators are the recent blessing to the internet marketers. There are a lot of email list generators available on the internet that can generate thousands of email IDs in a short time. The best thing is that you can use different combinations of the names, different settings, different domain selection etc. to produce THOUSANDS OF UNIQUE EMAIL IDS everyday.

I found few of email list generators on the internet which are listed below:-

- [Emailsmartz email generator](#)
- [Fast Email IDs generator](#)
- [Acute Email IDs Production Engine](#)
- [SharkGen E-mail Generator](#)

You can select any of the above softwares. But I recommend [Acute Email IDs Production Engine](#) available in the list above. (Most of you will think, I am pushing this software to you... LOL) There are so many reasons behind it.

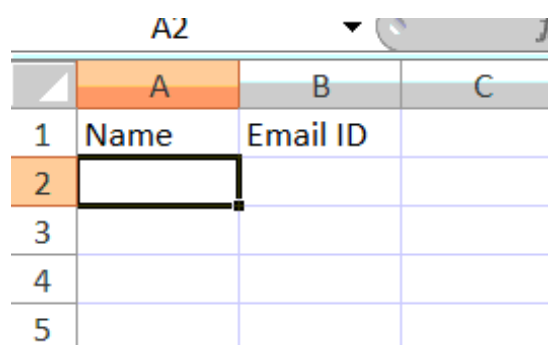
First, I found it the cheapest one in price, but still very effective and good in quality and second, it's very quick to install

& easy to use, and their support is also very good. Although, it cost me few \$\$ but, it has already paid 100 times of its cost back to me in shape of sales of my product. It all depends upon you which software to choose. But, if you test other softwares too then please send me a review of them, so that I can add their features too, when I publish an update of this e-book in the next version.

Use your email IDs/list generator, there must be an option to **save/export**

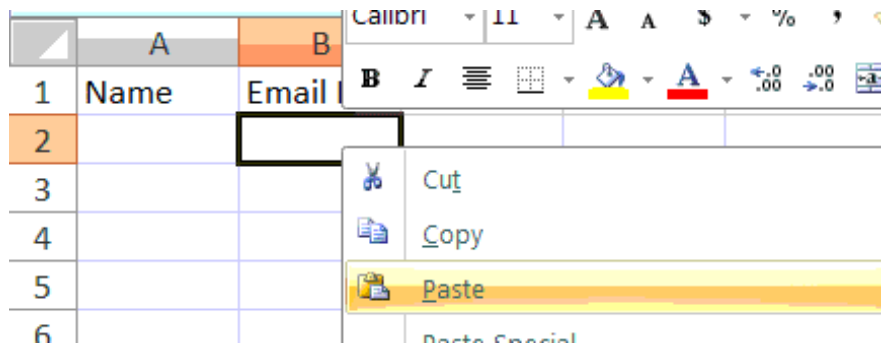
email IDs in a **text file** in the software you use, otherwise, we can't fulfill our purpose.

Ok, This is the most simple but important task. Produce near about 1000 email IDs, and **save/export** them in a **text file**, it will take only 5 minutes of yours. Now, open **MS_Excel** (any version) and make two headings in a new file. First column with heading 'Names' and second column with heading 'Email ID' as shown in the picture below.



| | A | B | C |
|---|------|----------|---|
| 1 | Name | Email ID | |
| 2 | | | |
| 3 | | | |
| 4 | | | |
| 5 | | | |

Copy all email IDs from the **text file** (use ctrl+A to select all) and **paste** them under heading 'Email ID' in excel.



You can leave the Column 'Name' as blank.

Your excel file will look as below:

| | A | B | C | D |
|---|------|----------|-------------|---|
| 1 | Name | Email ID | | |
| 2 | | | .com | |
| 3 | | | m | |
| 4 | | | oo.com | |
| 5 | | | iffmail.com | |
| 6 | | | ty.com | |
| 7 | | | ail.com | |
| 8 | | | .com | |

Save this file choosing Save as type as 'CSV (Comma Delimited)' as shown in the picture below:

File name: 4000_Email_IDs

Save as type: CSV (Comma delimited)

Save Cancel

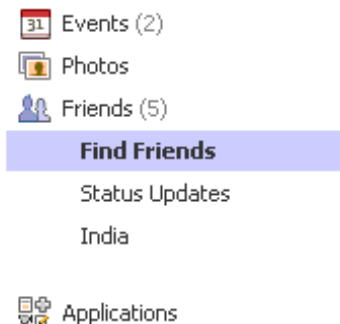
Congratulations! You have successfully made a contact file. **Was it difficult?**

I guess NOT. You can upload it on Facebook, directly. Your 60% work is complete now. If you have successfully saved a contact file in the format I mentioned, that means you are VERY CLOSE to \$500 EVERYDAY. You can create as many contact files as you want by producing different email IDs and pasting in excel files. You may find this process a little boring, but remember your goal.

\$500 EVERYDAY IS NOT A SMALL AMOUNT!

Keep yourself motivated! Just imagine about the things you have only desired of, but could not get them. Now, it is the time to buy those things. ☺

Now! I am going to tell you how to [upload contact file](#) in Facebook in order to add hundreds of friends daily. [Login to your Facebook Account](#), click on 'Home' Option and then click on 'Friends' and [choose 'Find friends'](#)



Now, click on the option 'upload contact file', **browse** and select your excel file (your contact file) (.CSV) you saved earlier.



Find People You Email

[Upload Contact File](#)

Searching your email account is the fastest way to find your friends on Facebook.

Your Email:

Email Password:

Find Friends

 Facebook will not store your password. [Learn More.](#)

It may take few seconds to upload, depending upon the number of contacts you have. Your each excel file must have at least 3500-4000 email IDs, because you can only use 3-4 excel files at a time and you will be restricted to upload more files for few hours. After few hours, you can upload more files, again. So try to put more and more email IDs in a file.

As soon as the file is uploaded, Facebook will show you the people already on Facebook registered with email IDs, in the contact file, you uploaded. This is the best advantage of using email IDs generators that more than 40% of email IDs actually exist. Means, if you have generated 4000 email IDs then 1600 will be working ones and this is a

fantastic figure. If you use software diligently and use most common people names, most common domains and most common settings then the success rate is 70% or more.


NOTE: Sometimes, you may get an error message, which says to upload contact file later, then just wait for 1-2 hours and try again.

RAPID PROCESS of adding friends has begin my friend! I got the below shown picture when I uploaded a contact file of 4000 email IDs. Out of 4000, 204 contacts were already on Facebook, this is a tremendous figure, means

you can add 204 friends INSTANTLY! Using more contact files will allow you to add more friends.

You have 204 contacts on Facebook that you can add as your friends.

Select which contacts to add as friends from the list below. You can also [try another email account](#) to find more friends.



Now, Click on 'Select All Friends' and then on 'Add as friends' as shown in the picture below and PRESTO! Your invitation will be sent INSTANTLY TO ALL FRIENDS!



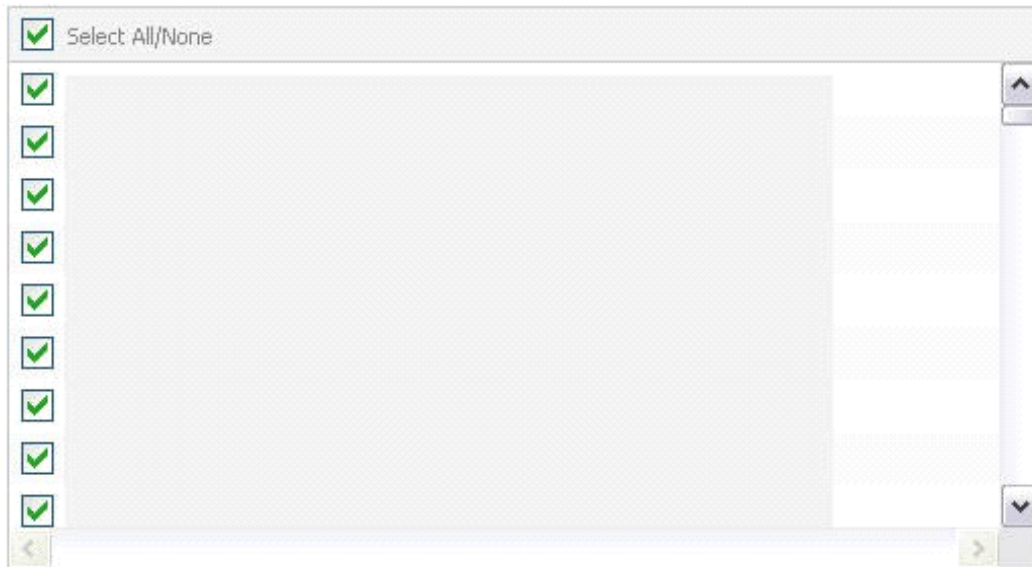
After sending friend requests to Facebook users, next window will now show the contacts that are NOT on Facebook.

Success! Friend requests will now be sent to 204 friends. Once they confirm your friendship, you will be able to see each other's profiles.

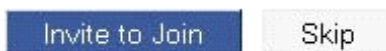
These users will receive your friend requests shortly.

You have contacts that are not on Facebook

Select which contacts to invite from the list below.

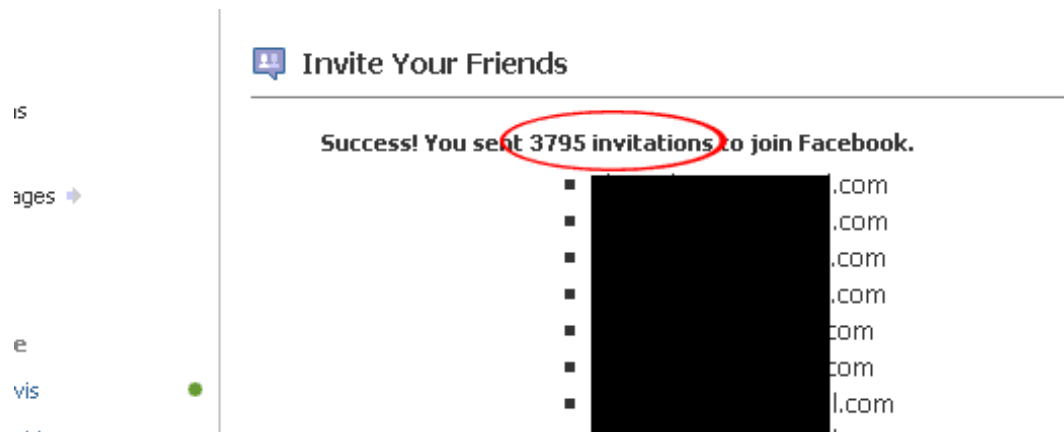


Again click on 'Select All' and then on 'Invite to Join' to send invitation to those people who are not on Facebook.



You can also send them the invitations using the same process. You will see the following window after the invitation is sent.

Check how many invitations i sent in ONE ATTEMPT ONLY!



Means, e.g. if you have generated ONLY 4000 email IDs then either they will be already on Facebook or not. In both the cases, invitation will be sent to them. You will get greater response from those who are already on Facebook.

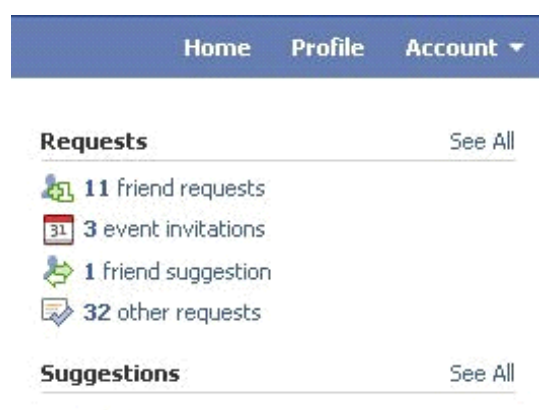
Follow this practice, ONLY TWO TIMES a day uploading 3-4 contact files at a time, containing a good number of email IDs. Your software will take only 2 minutes to generate email IDs. Yes! I know, it is a little boring process, but No pains, No gains, My Friend!

Your chances of being successful are very high... because...

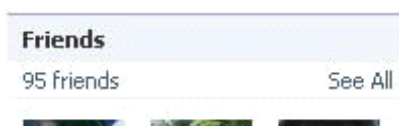
A lot of lazy people are there who will NOT take action on this report, so this thing is beneficial for you. Because when less people will act on this report, your chances to grab this opportunity are more. So DON'T GIVE UP!!

I am going to share with you the screenshots of my Facebook Profile, Traffic Figures and Income Statements **plus**, I am going to tell you about creating a Fan Page that brings INSANE TRAFFIC to my website, in the next few pages. So, keep on reading...

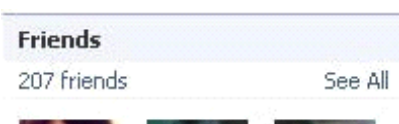
You know, Facebook activities GO VIRAL! When you will start adding some friends, their friends will also send you the friend requests. Your work is just to accept those invitations. See, how many invitations I got after one hour I uploaded the file.



I was having more than **95 friends** after an hour of sending invitations, on the VERY FIRST DAY! I know, this figure is unbelievable! BUT, IT IS REAL!

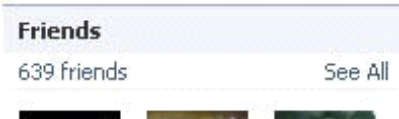


After 5 hours, I was having near about 200 friends. I uploaded only 5-6 contact files and got that amount of friends. Make sure that your email IDs generator/software should be a quick one so that you need not to waste time in making new contact files.



This was the 2ND Day. I uploaded 3 more contact files. At an average, creation of contact file, uploading etc. was taking only 5 minutes of mine. Means, I was spending only one hour daily for this work.

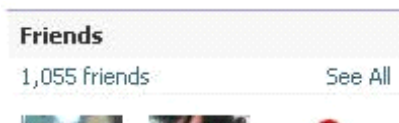
On late evening, I checked my profile and I had more than 600 friends.



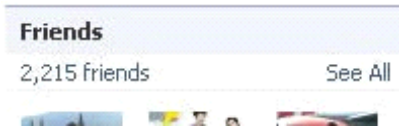
I was keeping screenshot everyday, because, I am an active member at [Digital Point Forum](#), too. I was sharing my progress in [this thread](#). But, the thread was deleted by moderators, because, It got some sort of racial discussion by the DigitalPoint (DP) members.

Now, I was getting 100-150 requests per day and I was making numerous friends daily. I took this screenshot on my 3rd day. Look how many people have become my friends. Note one thing, that my friend requests and additions are being multiplied, every day.

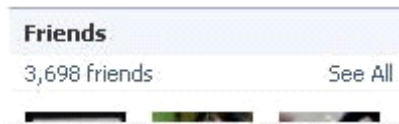
DAY-3



DAY-5



DAY-6



I was accepting near about 150-200 Friend requests daily and sending near about 800-900 friend requests. Now, you will say that Facebook does not allow you to send 20 or more friend requests, manually.

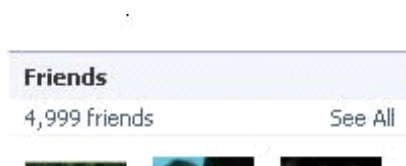
But, when you upload a contact file, this limit does not work 😊

Look at the picture of my wall, this was the daily picture of my wall.



This was the 7th Day and I reached at 5000 Friends level !

I was just one friend short of the limit!... LOL



Once you reach at this stage, your 80% work is complete.

Now, you have seen, how easy it is to reach 5000 friends level. BUT, I WILL NOT BE ON THE REST, UNTIL I ACHIEVE MY TARGET. Once you have reached 5000 friends level, now, it is a PERFECT TIME to [create your fan page](#). This fan page will bring HUNDREDS OF VISITORS TO YOUR WEBSITE EVERYDAY! Not only this, as the number of fans will increase, more fans will keep on adding at a rapid speed. According to my experience daily 200 NEW users will become fan of your fan page and will be visiting to your website.

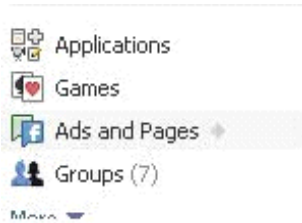
How to create a fan page that spreads on Facebook like a forest fire!

First of all, think, which product/service/CPA offer/Affiliate program or anything you want to promote? I have not joined any CPA offer yet in my life. I am having a website, where I sell weight lose product. My purpose is to sell an e-book that contains a course that will help to lose weight and you will look slim and fit. So, my purpose is to gain attention of the people who want to be slim or want to be fit. So I will name my fan page as:

'Fitness House', 'Get-Set-Slim-Go', 'I want to be slim', 'weight lose mantra' or 'Crazy for fitness' etc.

Remember, that your fan page will appear in search engines too, so make sure you use your keywords in the name of your fan page.

To create a new page, click on 'Ads and pages' option available on your home page in the left side. ([Facebook keeps on changing its layout so, if you do not find an option where I mention in this report then just do some research. Use Google to find any option in Facebook.](#))



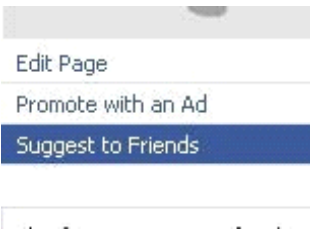
Then click on '[Create a new page](#)'

A screenshot of the 'Create New Facebook Page' form. The title 'Create New Facebook Page' is at the top. Below it is a 'Category:' label. The form has three radio button options: 'Local:' (selected), 'Brand, Product, or Organization', and 'Artist, Band, or Public Figure'. The 'Local:' option has a dropdown menu showing 'Other Business'.

Fill all the possible details etc. in your fan page. If you add a picture to your fan page then it would look more attractive. You can download a good image from a free image download websites. [Make sure that you are NOT breaking any copyright or trademark laws using a picture.](#) Better, if you can create your own. You can visit [google images](#) to get an idea. If you find anything deficit in your Fan page then first, complete it, before asking friends to join it.

NOTE: Make sure that you have inserted a link to your website in your Fan Page. It should be your own website, because, you will need to verify it later on.

Now, it's the time to tell people about your Fan Page. To suggest this page to your friends, use the option 'suggest to friends' available on your page.

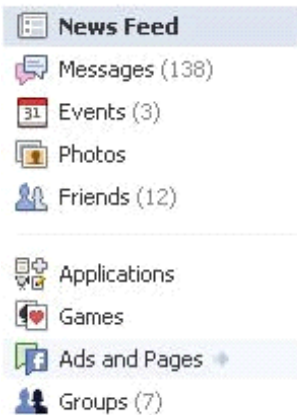


You can select all of your friends and can suggest this fan page. Believe me, if you send request to 500 people only then you will be having 5000 or more fans in 5-6 days only, if you work properly.

How, it will happen?

When you see that many of your friends have become fan of your fan page, ask them to suggest this page to their friends. Repeat this process and you will be having tremendous growth. If you keep on posting interesting & relevant things about your niche on your fan page then it will be indexed in search engine, very quickly. People who are making searches in your niche, will find it interesting and will become fan of it, even if they are not in your friend list. Great! Now you are receiving SE traffic too, now.

You know, when I was having near about 5000 friends and I suggested my page to my friends then on the NEXT DAY ONLY, I got more than 138 MESSAGES from different people who said that THEY LIKED MY FAN PAGE!

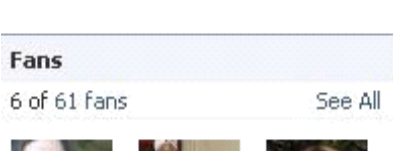


At a **5000 Friends Level** when your friends become fan of your page, it is posted on their walls and their friends will also like to see your page and then their friends too... and so on... Your work is to just wait and watch now! Just see how quickly, near about 200-250 more people are becoming fan of your page, EVERDAY!

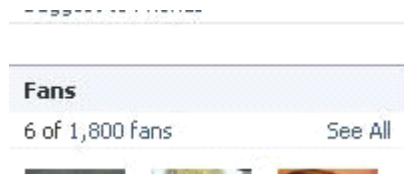
But, remember, your first work is to add 5000 friends. **Make it your Passion! If you can not add 5000 friends, you should not dream about this success!**

In 7 Days I added 5000 friends and when I created my Fan page ON **8TH DAY** and

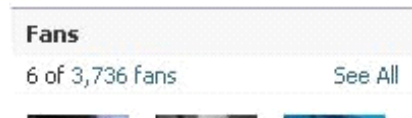
suggested it to my friends I got **60 Fans** within 2-3 hours.



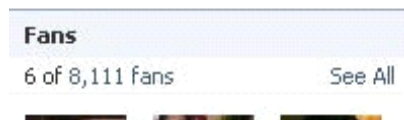
DAY – 9 (Next day after creation of my fan page, see the viral growth! It is RAPID!)



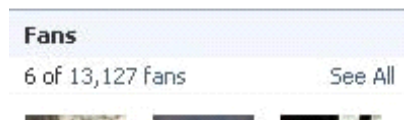
DAY - 10



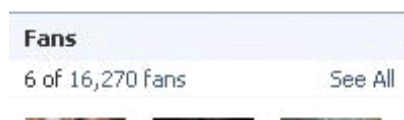
DAY – 13 (I got tremendous growth in few days, Now, I know how Facebook works virally!)



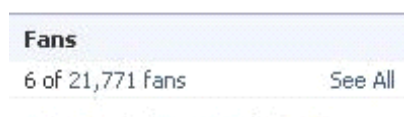
DAY-17



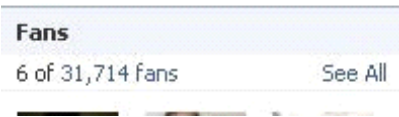
DAY-19



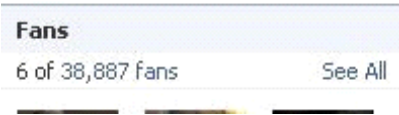
DAY-22



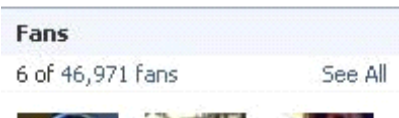
DAY-25



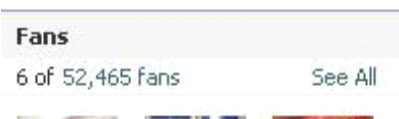
DAY-27



DAY - 29



On 30TH DAY, I had more than 50000 Fans.



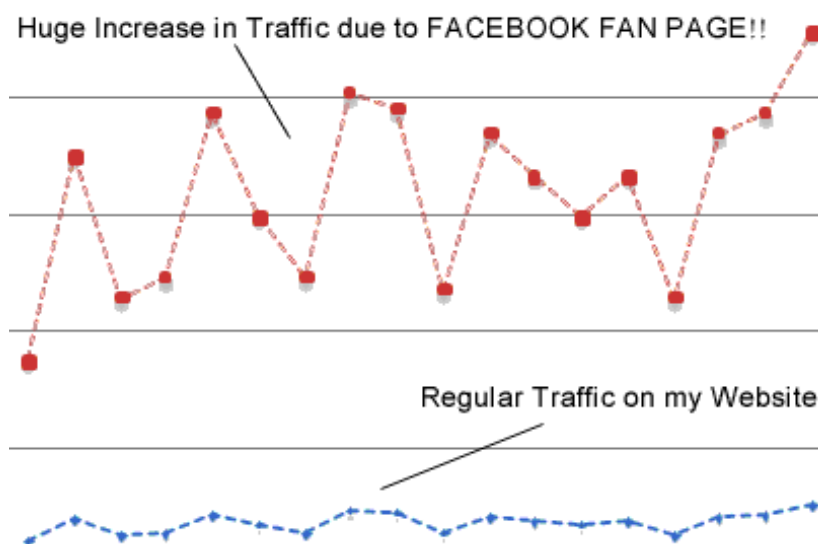
You might have noticed the HUGE JUMPS in the number of fans, between days. The real reason of this speed is that because if my every friend has near about 100 friends at an average, it means, my page was viewed by $5000 \times 100 = 500000$ People, on the day, when I shared it. I could not get this amount of fans, if I have shared this page with only 100-150 friends.

When you reach at 50,000 or more level, it is AUTOPILOT! Now, you should not think more about gaining fans, because near about 200-250 more people will be joining you, daily. At this time, you have GOLD IN YOUR HANDS!!! Now it is the time to use this traffic. Start posting status updates about your

website as soon as you have 10000 fans. 2-3 updates per day will be enough. I posted my health tips, diet information, slimming tactics and all other relevant things with MY WEBSITE LINK. I asked my fans to visit my site and check new health, fitness and slimming methods.

I assume that you are too bad in writing posts and 99% people will ignore you. They will either not read your status updates or will not visit your website. But, if you

have 50000 fans then STILL 500 PEOPLE WILL VISIT YOUR WEBSITE!! (i.e. 1% remaining people). Look at the increase in traffic since; I started using Facebook Fan Page.



From 30TH DAY, and I was getting near about 500-600 UVs everyday from Facebook Fan Page Only. Now as a webmaster you know that minimum conversion rate for an average website is only 3%-5%, I mentioned in the beginning that, I am planning to improve my website look and will make it more attractive and convincing to get more sales. So, if you are getting only 500 UVs

per day, even then you are making 16-20 SALES DAILY! This is the same output that I am getting from Facebook Fan Page. Yes! I am getting 15-16 sales everyday at an average of my product worth \$29.99!

This is the latest screenshot of my Gmail account,

You can check that there are TONS OF EMAILS from E-junkie showing sales.

| | | |
|---------|-------|--|
| -junkie | Inbox | E-junkie Notification - Sale [2010-02-10 17:36:51] |
| -junkie | Inbox | E-junkie Notification - Sale [2010-02-10 14:33:34] |
| -junkie | Inbox | E-junkie Notification - Sale [2010-02-10 11:47:58] |
| -junkie | Inbox | E-junkie Notification - Sale [2010-02-10 06:03:29] |
| -junkie | Inbox | E-junkie Notification - Sale [2010-02-10 05:18:23] |
| -junkie | Inbox | E-junkie Notification - Sale [2010-02-10 03:47:19] |

I can stretch this screenshot as long as I want, but to keep the file size small, I have taken a small screenshot of everything.

This is the screenshot of my Paypal A/c

Move to Recent Activity [What's this](#)

| <input type="checkbox"/> | Date | Type | Name/Email | Payment status | Details | Order status/Actions | Gross |
|--------------------------|-------------|--------------|------------|----------------|-------------------------|----------------------|---------|
| <input type="checkbox"/> | 10-Feb-2010 | Payment From | | Completed | Details | | \$29.99 |
| <input type="checkbox"/> | 10-Feb-2010 | Payment From | | Completed | Details | | \$29.99 |
| <input type="checkbox"/> | 10-Feb-2010 | Payment From | | Completed | Details | | \$29.99 |
| <input type="checkbox"/> | 10-Feb-2010 | Payment From | | Completed | Details | | \$29.99 |
| <input type="checkbox"/> | 10-Feb-2010 | Payment From | | Completed | Details | | \$29.99 |
| <input type="checkbox"/> | 10-Feb-2010 | Payment From | | Completed | Details | | \$29.99 |
| <input type="checkbox"/> | 10-Feb-2010 | Payment From | | Completed | Details | | \$29.99 |
| <input type="checkbox"/> | 10-Feb-2010 | Payment From | | Completed | Details | | \$29.99 |

15-16 sales @ \$29.99 is making me \$450-\$500 DAILY

I am getting this success at a beginner's level. I have 50000 Fans only and still making

\$500 PER DAY. Every week, I will be getting more fans, more traffic and more sales.

So, what do you think now? You have seen WITH PROOFS, how easy it is to start getting ULTIMATE TRAFFIC from Facebook fan pages.

Still, there will be so many people who will think about it a lot! Many people will be there, who will be checking the screenshots in this e-book closely to find out the mistakes, so that they can tell others that these are not real... LOL... This is a common practice, because, many people make filthy reports to gain their commissions by making some sales, from affiliate sites. Due to these unwanted writers, people generally do not believe on genuine reports, too. Even if you do not trust me, then it will not affect me! Because, tomorrow, I will be making another \$500 sitting in my room and most of you might be reading another e-book for finding get quick rich schemes.

Think out of the box, Get out of the crowd, be the different and let the world know about you! TAKE ACTION!

Here is a quick summary of this e-book:

- Make a new Facebook account.
 - Buy a good and reliable email IDs generator. It should cost from \$25 - \$45 only. Create and upload 3-4 contact files daily.
3. Add 5000 friends as soon as you can.
- Create a fan page for your website, suggest this page to your friends and ask them to suggest it to their friends too.
 - When you have enough number of fans, then start posting few GENERAL status updates and put some updates about your website contents.
6. Keeping in mind, that 99% users can ignore your messages, still you will be getting 500 UVs Daily, if you have 50000 fans and can make \$500 PER DAY or more, if your product has more value.

Also let me know your feedback about this report!

ALL THE BEST!

Thanks for your time!

Your Friend,

-by an kay kapil