


Social Media Frenzy!



*By McFlurry, Leader of the
Reviewers*

Table of Contents

Cover-----	Page 1
Table of Contents-----	Page 2
Things you will Need-----	Page 3
Introduction-----	Page 4
Maximizing Profit-----	Page 5
Method-----	Page 6-9
Conclusion-----	Page 10

Things you will need

eBay Account (Verified, if possible) – You will need this as one way to sell your service. If verified, you will have access to the money right away.

PayPal account, this will be used to send and collect money from your services. Also this should be verified. If a dispute happens you will most likely win.

Patience – this may take up to a few minutes to a few hours to get your first sale. You must be patient. If you expect the money to come in immediately then you won't be successful. Patience is key.

Introduction

Hello, thank you for purchasing this eBook. Lets get on with the eBook. In the past months social media shops have came upon and it turns out they are very profitable. Many people don't know how to start up a shop and such so this eBook will do that for you! A social media shop revolves around Twitter, Facebook, Instagram, Tumblr and YouTube etc. It is when a user pays you to deliver likes, followers, dislikes, and views.

My name is McFlurry; I have been on Hack Forums for over 2 years now and throughout my years on the site I have explored almost every way to make money. Yes, there are other methods that work but most of them require way too much time. With running a social media shop you can sit back and have the customers come to you. This is much easier then CPA, PPD, PTC etc. And best of all this is autopilot!

When making a social media shop you can pull in hundreds of dollars each week even up to a couple of thousands. It all depends

on how much dedication and pride you put into this. I personally have made over 1100 in a week but I usually average between \$600.00-\$800.00 per week.

Maximizing your Profit

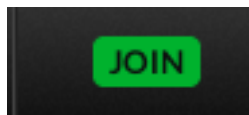
1. Some ways to maximize your profit are first off by looking at your competitors. Most people that go to eBay want a deal. Slightly lowering your prices could help your sales tremendously.
2. Make your listings professional. Make sure everything is organized, you add high quality pictures, make sure your grammar is proper and make a nice title. You can achieve this by following my instructions.
3. Advertise on Hack Forums or any other forum. You will be provided with a thread design and signature. This saves you a few bucks and will draw customers to you. Have a nice signature is a great way to advertise especially if you post a lot. Many

members will see it and it will interest them and they will click it.

4. Give some packages away to some users (when advertising on a forum). Building a customer base and showing the people that your trusted is a great way to get business. Once you successfully deliver the products they will usually vouch which will show that you are not pulling a scam or tricking them.

The Method

First off this will require an eBay account and a PayPal account. If you need help with creating either please use the attached files. Next please go to www.Fiverr.com next click "Join". It should be on the top right of the page. It will ask you to put in your address, email etc. Confirm your email.



Next log into your eBay account then click "Sell" on the top right. Next click "Browse Categories" and select Web & Computer Services < Other.

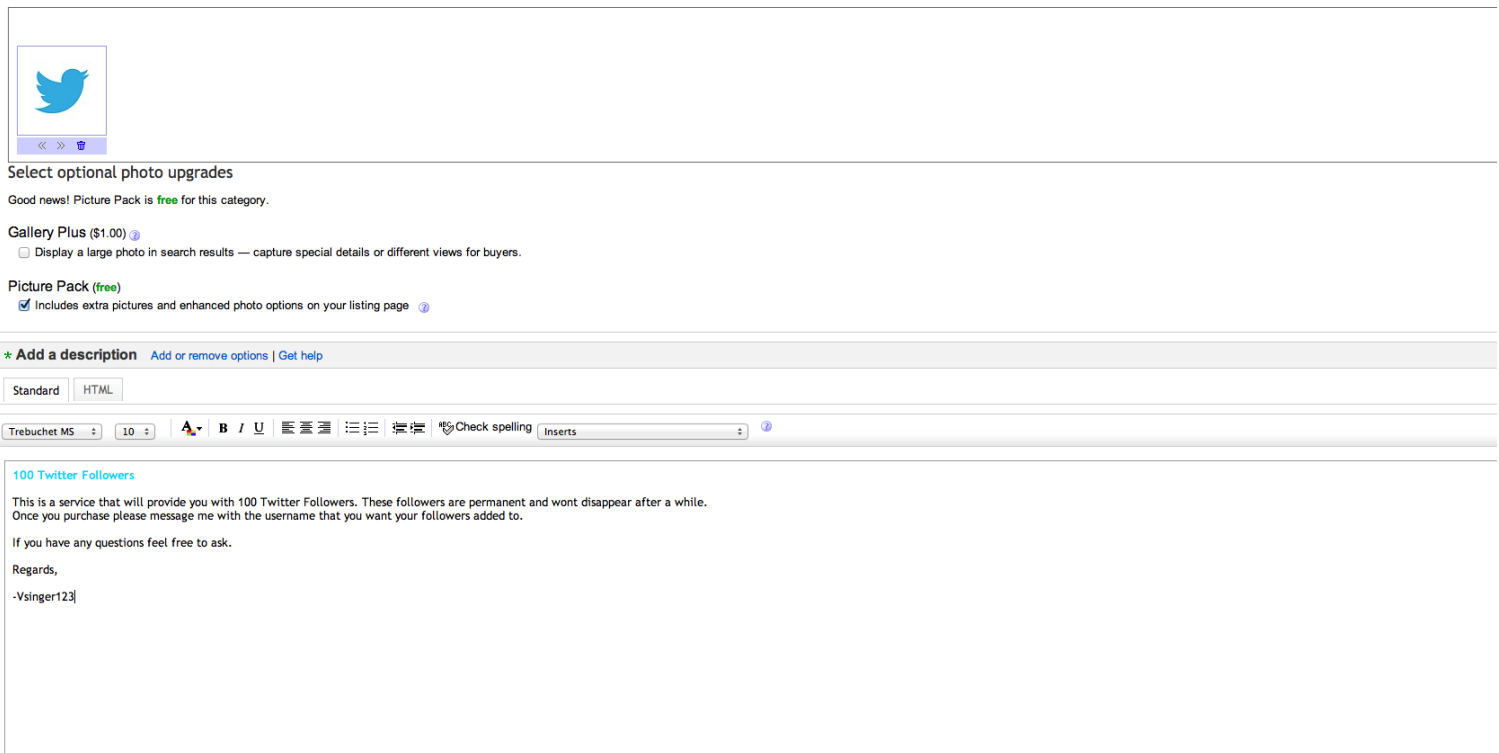
Buyers will see your listing in the category that you select.

Specialty Services

☐ Web & Computer Services > Other

After you do that follow the pictures below. For this example I used 100 Twitter Followers. This is just an example. You can use this if you'd like. With the title of these listings make it draw peoples attention. People like to see things like "instant delivery" or something like that.

For the picture, add a picture of the service your providing. For example if its Twitter adds the Twitter logo and if it's Instagram simply add the Instagram logo.



















The screenshot shows a Fiverr listing page for a service titled "100 Twitter Followers". At the top, there is a Twitter logo icon. Below it, the text "Select optional photo upgrades" is displayed. A message states: "Good news! Picture Pack is free for this category." The listing includes two optional upgrades: "Gallery Plus (\$1.00)" with a sub-option "Display a large photo in search results — capture special details or different views for buyers." and "Picture Pack (free)" with a checked option "Includes extra pictures and enhanced photo options on your listing page". Below the upgrades, there is a section for adding a description, with links for "Add or remove options" and "Get help". The description area has a toolbar with various formatting options like bold, italic, underline, and a "Check spelling" button. The description text reads: "100 Twitter Followers. This is a service that will provide you with 100 Twitter Followers. These followers are permanent and wont disappear after a while. Once you purchase please message me with the username that you want your followers added to. If you have any questions feel free to ask. Regards, -Vsinger123".

As for the description. I like to make it neat and organized.

Basically explain what you need them to do after they purchase, what they are getting and how long it will take for them to receive it. Colors also make it look better. But you can alter it; it does not have to look like mine.

Once you create the listing simply wait for someone to buy then go back to www.Fiverr.com and search for what you just sold. Well use the previous example of this. So I just sold Twitter followers so I would search "100 Twitter Followers". Once you search it up on Fiverr there are many offers on their which other people post. So say you sold 100 Twitter Followers on eBay for 10\$. The Fiverr "gig" can only go up to \$5 so you would make a profit of \$5.00. You can repeat this over and over to make profit.

	Give 10500 Twitter Followers by dainly_nhb From United States  Joined about 1 month ago Delivers in 2 days	★★★★★ 1 Votes	ORDER NOW \$5
	Give twitter followers 1010 by jhonemc From Greece  Joined 5 days ago Delivers in 1 day	★★★★★ 1 Votes	ORDER NOW \$5
	Get 1K twitter followers by damande From Slovakia  Joined 6 days ago Delivers in 1 day	★★★★★ 1 Votes	ORDER NOW \$5
	Add twitter followers 1000 by oshman From Finland  Joined 7 days ago Delivers in 1 day	★★★★★ 8 Votes	ORDER NOW \$5
	Send 13,000 Twitter Followers by aaron00  From United States  Joined about 1 month ago Delivers in 3 days	★★★★★ 19 Votes	ORDER NOW \$5
	12000 Twitter followers by astrid368 From United States  Joined about 22 hours ago Delivers in 3 days	★★★★★ 1 Votes	ORDER NOW \$5
	Do 3300 Twitter Followers by helpingworld From United States  Joined 18 days ago Delivers in 7 days	★★★★★ 3 Votes	ORDER NOW \$5
	Add 20011 twitter followers	★★★★★	ORDER NOW \$5

Once you find a gig that you like click "Order Now" it is near the top on the right side of the page. When you buy offer Fiverr it will first ask for the payment. Once you pay it will ask for the link of the profile, put the link that you received from the person and put it in there. That's how you would sell on eBay. Below is an example what a Fiverr gig looks like.

I will give 10500 Twitter Followers for \$5

CREATED ABOUT 1 MONTH AGO, IN [ONLINE MARKETING / SOCIAL MARKETING](#)



Do you want more Twitter followers. I will give you 10500 Twitter followers, no egg. 100% Safe Guaranteed. IF YOU LOOSE ANY FOLLOWERS, I WILL PUT THEM AGAIN FOR FREE.

ORDER NOW (\$5)



100% by 1
POSITIVE RATING VOTES

2 DAYS ON AVERAGE

0 ORDERS IN QUEUE



By [dainty_nhb](#)

FROM: UNITED STATES
JOINED ABOUT 1 MONTH AGO

We are work as a group.
Will provide facebook fans, youtube views and likes, twitter followers...
Online 24/7.
Nice seller.
Have fund with my job.

[CONTACT ME](#)

Next if you would like to advertise on Hack Forums you can use the thread design provided and customize it to your likings. You will need Adobe Photoshop to do so. If you do not have Photoshop I can do it for you. When making your prices makes sure they're neither too high nor too low. Do some research before making them. Don't rush this or you won't bring in any business. 1. Your prices will be too high. 2. Your thread will look sloppy and it will draw people away from it.

Conclusion

Thank you again for purchasing my eBook. You are not allowed to share or leak any of the information from this eBook. If caught a scam report may be opened. If you dispute a payment then a scam report will be written. If you have any

questions feel free to PM on www.HackForums.net and my username is McFlurry.

McFLURRY