

Welcome to MoneyMachine!

Affiliate Marketing is quickly becoming the most popular and profitable online money making method today. I am going to show you the **easiest** method to making above \$6,000+ a month! This eBook will contain absolutely **NO** fluff or false claims. I am not here to waste your time or mine. You will not have to make a website for this method. Let's get started!

First, I will explain to you the basics of affiliate marketing and what it is. If you already know about affiliate marketing you can skip this part and head on to the next. Affiliate marketing is when the makers of a product pay you to sell/promote their product and you get a cut of the money! A "network" is what brings the vendors and the affiliate (you) together.

Now let's get started with the eBook!

Step One: Finding a Network!


Finding a good network is an important step to becoming a successful affiliate marketer. I have a couple networks that I have personally used and are extremely safe.

[Clickbank](#): Easily the most popular affiliate networks out there. They have an endless number of products to choose from. You can get paid by check or bank transfer.

[SellHealth](#): This is a trustworthy network with good support. Make up to \$300+ per sale. You can get paid by check or bank transfer. Also, you get paid bi-weekly on the 10th and 25th of each month.

[Paydotcom](#): Paydotcom is popular for their wide range of products and their ability to pay their affiliates through Paypal. You can get paid through Paypal with this network.

Make sure to enter real information when signing up for a network. If you don't, it might affect your ability to be paid!



Step Two: Choosing a Product

Choosing the right product is the most important step for making money with affiliate marketing. This could be your make or break on making money.

You will want to find a product with high gravity. A good place to find Clickbank products is this website.

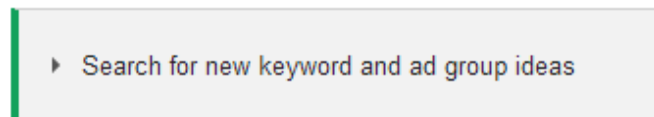
<http://www.cbengine.com/>

A good way to find the best product to promote is seeing how much traffic it gets on a regular basis. First, find a product you like and type it into these websites.

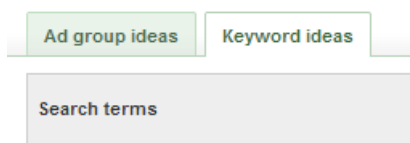
You will need a Google account. Once you've signed up type in your product under the "Search for new keyword and ad group ideas" tab here.

<https://adwords.google.com/ko/KeywordPlanner/Home>

What would you like to do?



When you've searched, click on the "Keyword Ideas" tab.



Look at how many monthly searches your product gets. 10,000+ searches is a good amount. However, you don't want something that has too much competition. Aim for a product that gets under 200,000 searches a month.

If you want to be even more precise, you could do the same thing with the Youtube keyword tool.

https://www.youtube.com/keyword_tool

Step Three: Your Video

With this step, you need to make sure you find the right video. If you want to outshine the competition, you can always make your own personal video.

First off, you will want to search your product's review on Youtube. Find a good video with HD and nice quality. The video you choose will be the one you make your money with.

Once you find your video you want to upload. Download that video using this website. Make sure you choose to download it as 720p.

<http://keepvid.com/>

Youtube has a feature called “spam filter” which will remove any videos that are copied or downloaded. So you will have to edit it in some way to make it different. The easiest way to do this is to use Windows Movie Maker and add a title to the video. You can download Movie Maker [HERE](#) if you don't already have it.



Step Four: Boosting Your Views

You can't just upload a video with no audience and expect it to gain views. There are several major factors to getting your video "ranked" within the system.

The main contributors to ranking Youtube videos are:

1. High retention views (80% - 100% watch time)
2. Likes
3. Channel Authority (amount of subscribers)
4. Description/Tags

You will want to buy high retention views and likes from a distributor. This can be a small \$13 investment that can make you hundreds, so it is wise to do so. I suggest getting around 400 subscribers from EnhanceViews [HERE](#). This is not mandatory but will certainly help get your video ranked! Below are my favorite view and likes providers.

<http://ytnuke.com/>

<http://youtubesupply.com/>

You want your videos description to be 200 – 400 words long. I simply go to my products website and copy down what they wrote about their product. Make sure that you include your products keyword in the first and last sentence. Now with tags, you want around 5 of them. Enter phrases like "your product review" or "your product results". Just write down anything that comes to mind. Make sure to put your affiliate link in the description so they can buy your product.

That is all! Now all you have to do is **relax** and let the money come in. Make more videos and you'll be well on your way to make \$6,000 a month! Once again, **thank you** for purchasing MoneyMachine and I wish you luck on your money making journey!

-Dignus