



Home

## STOP YOUR PAYPAL ACCOUNT FROM EVER BEING FROZEN!

"A Guaranteed System to Ensure your Paypal Account is Never Restricted" Mike. P

**Are you Selling products Disapproved by Paypal?**  
**Have you been a Victim of their Policies?**  
**PayPal Survival Guide is the answer to your dreams!**



## INTRODUCTION

Dear Paypal User.

My name is Spacy Pulka and I have been selling on the internet for over 10 years via ebay and many of my own websites.

**Frustrated! Annoyed! Upset!** There are not enough words in the dictionary to sum up how I feel after having dealt with Paypal. In the first 8 years or so, I had a total of four Paypal accounts restricted then closed. I suspect that I am preaching to the converted. *Why else would you be reading this!*

Paypal have made it appear that there is no getting away from them. That they are 'God'. When in fact they are leeches on the backside of Society who will close your account down without warning. Unless, of course, you are one of the big boys from whom they get truckloads of almighty American dollars, etc....

Paypal are here to stay-, like the stench wafting over from the nearest pig farm. So how do **you** play them at their own game?

**In the past 3 years, I have devised a list of sure-fire ways to ensure your account will never be restricted, suspended, frozen or closed... EVER!**

The information presented here, is everything you will need to know to get either a new PayPal account or keep your current account. This guide is a universal guide that works for every country in the world!

This guidebook will take you through the process of setting up a new Paypal account. It is very important that you read this ebook thoroughly before you initiate the opening of your new PayPal account.

Neither the Author nor its affiliates in any shape or form support any illegal activities or any misuse of the information within this document. This guide was designed to help honest people restore or keep their Paypal sales.

PayPal does not seem to have much compassion for the Small Businesses or Small Time Entrepreneur trying to make a living, so after learning all the steps in this guide, make sure you are careful and watch your steps with your new and current account.

There are a few ways in which PayPal can recognize who accesses their website. You will learn how to completely conceal your identity from PayPal. With your identity concealed, you will then be able to open a new account if you need too. The methods used by PayPal, allows them to regulate who can or cannot have an account. A PayPal account in violation of rules is quickly red flagged, so if you do not follow the steps correctly, PayPal can easily link you back to a previously suspended account, which will cause your new account to become suspended as well.

If you do not have a previously suspended PayPal account and you just want to set up a second unlinked PayPal account for security and/or safety purposes; you must hide your identity as well. PayPal does allow users to have more than one account but if one of your accounts happen to become suspended, in most cases all others that can be linked with it, will be suspended as well. This includes any other family members with Paypal accounts. Yes, this can happen to you as well unless of course certain precautions are taken in advance. As you read this guide you will learn exactly what precautions to take so that you can open multiple PayPal accounts if you wish.



## BASIC EBAY & PAYPAL TRACKING SYSTEMS:

### \*JAVASCRIPTING NOTICE\*

A recent development has emerged with eBay and Paypal's extensive use of JavaScripting. If you do not know much about Java, please don't get yourself too worried about it. Java is not required to access pages or perform the functions most of us use. The use of java scripting is strictly for tracking and the use of third party's software. An example would be, pre-made auction templates for your auctions. The use of script is found at both eBay's and paypal's site.

What you need to watch out for is the use of scripting that is being used in emails sent to your external email box, eg: Outlook, so be careful. **Never open any emails sent to you from eBay or Paypal** (Members or Auctions) regardless of what it says in the message title.

If you need to check if you have any question about an auction item, check it only at eBay's site itself.

If you click onto a link from one of these e-mails, they will catch you from the use of this hidden script. We have seen them use old expired auctions that

have already closed from a suspended account. You may ask as we did at the time, "How did this information get linked back to us if we were using another email account set up after my suspension?" What happened was we were on their website using our old IP address, not realizing we were not using our proxy, which hides your true IP. Were sure you understand that its human nature to mess up from time to time and make a mistake. If we checked that email, not thinking that this item was an item from our suspended account, we would have ended up with another suspended account within the end of that day. Similar techniques are also used occasionally by Paypal.

#### **\*WEB BEACONS/WEB BUGS\***

Are also used. A Web beacon is an electronic image, called a single-pixel (1 x 1) and/or a clear GIF file placed in the Web page code. Web beacons serve many of the same purposes as cookies. In addition, Web beacons are used to track the traffic patterns of users from one page to another. You must understand that the computer software found at eBay and paypal's website is cleverly written and is always searching for linking information from suspended members. When their program finds some information that can possibly link to a suspended members account, it investigates it.

Watch out and do not fall for the traps that their system sets, then nothing bad ever happens. Just keep your eyes open for things that you know do not look or feel right. If it does not feel right, make corrective actions to protect yourself like exiting out of your browser etc. If you always delete or block these e-mails from your external email account, you will be safe. Do not let your curiosity grab your interest and lead you to another suspended account.



## **WEBPAGE DESKTOP DROP**

### **THE SIMPLE SOLUTION TO UNTRACKABLE PAYPAL PAYMENTS**

This method is great for membership sites but could also work for pre-registered buyers where a website does not offer a huge amount of products for sale.

How It Works.

The Buyer wishes to buy a product on your site, but instead of the usual BUY NOW Button you have a "CLICK TO ORDER" Button, and simply instruct the user to extract the file to their desktop.

eg: CLICK HERE TO ORDER

The user can then simply open the zipped payment page and order the item in question without it ever being traced back to your website. This is because the order page is not actually on your website but it is on the customer's computer. A variation on this idea could work for a dropship company where the member has a desktop payment HTML page that they simply click when they need to order an item to be dropshipped. CLICK HERE FOR AN EXAMPLE. The member could simply save the uncompressed file to their Windows desktop: When it's time to place an order they just double-click the desktop icon input the dropshipping details and they're done. I have just created a basic payment page but anything could really be added to this page, even a full list of the products you sell, where the buyer simply ticks the item he wishes to order.

There are possibly dozens of variations of this technique, but the key thing here to remember is because it is not on a website, PayPal won't know where it is being ordered from when you use a unlinked "good" email address.



## **USING A "GOOD" EMAIL ADDRESS**

### **CHOOSING AN EMAIL ADDRESS THAT DISTANCES YOU FROM YOUR TRUE IDENTITY**

One of the most important steps to ensuring PayPal never link you to either a previously frozen

account or a "marked" website is to use a unique original and new email address. The quickest and easiest way to get a new email address is through Yahoo, MSN or [Googlemail.com](mailto:Googlemail.com). Signup to Googlemail can be done in a matter of a minute with no verification, address details needed.

Another way to get a completely unique email address is to register a "dummy" website say for example: [www.shoes4u.com](http://www.shoes4u.com) and then create your unique email address, say: [sales@shoes4u.com](mailto:sales@shoes4u.com)

If Paypal were to look into your account the first thing they do is visit the [www.shoes4u.com](http://www.shoes4u.com) website and discover you sell a range of shoes and that is obviously where your paypal sales are generated. NOT!

Creating a basic Paypal shop website can be done in a manner of hours and this tricks PayPal employees into thinking you are selling a "perfectly acceptable product" that you are really not intested in selling anyway.

Used inconjunction with a few other techniques here you could be selling as an example : Import DVD's on your website [www.importdvds.com](http://www.importdvds.com) but your PayPal email address used could be [sales@shoes4u.com](mailto:sales@shoes4u.com) or [fred.jones@googlemail.com](mailto:fred.jones@googlemail.com)

Using a completely unrelated or linked email address when you sell via a website is a simple solution to PayPal not tracing where the real orders are being processed but this is not fail-safe unless used with a number of other solutions.



## THE SECRET CODE

### USING PRODUCT CODES INSTEAD OF ITEM NAMES

When you sell from a website using **Paypal BuyNow** or **Shopping Basket** you would generally have an **Item code** and **Item name** field. I suggest that BOTH fields simply contain a product code that only you know. An example of this would be:

Item code: **GAME1**

Product name: **Super Street Fighter IMPORT Edition**

Instead of using the above way, try this:

Item code: **PRODUCT1**

Product name: **SSFIE**

This would mean absolutely nothing to Paypal for all they know you have sold a pair of shoes!



### TOP TEN REASONS PAYPAL SUSPEND YOU:

- ✓ 1. Selling "Restricted Items" on your website.
- ✓ 2. Selling too much / Receiving too many complaints/claims.
- ✓ 3. Being "Linked" to another suspended account.
- ✓ 4. Using a new PayPal account on a previously "marked" Website.
- ✓ 5. Logging into your suspended account after setting up your new account.
- ✓ 6. Still using your old eBay account with your new PayPal account.
- ✓ 7. Reusing virtually the same home mailing address as your suspended Paypal account.
- ✓ 8. Reusing a very similar e-mail address as your suspended account.

11.

- ✓ 9. Not erasing your old tracks. (See Clean Out Your Cookies).
- ✓ 10. Being Blazay!

## ✓ IF YOUR NAMES NOT DOWN YOUR NOT COMING IN!

### USING A "MEMBERS AREA" TO HIDE YOUR WARES.

Authpro or My Contact Form are simple, expandable solutions to 'hiding' your product range and only allowing pre-registered members/users to purchase from you.

Having a Members Only area on your site used in conjunction with other ideas listed here you can keep secret the items you are selling on your website. Authpro or My Contact Form will help you to add password protection and create a members-only area on your website. You can protect your pages from unauthorized access in just a few minutes using Authpro!

With both AuthPro and My Contact Form there are no special requirements, programming or script installations on your server, just copy and paste some html code to your pages to get started. You can design custom login forms, registration forms for new members/registrants.

Selling products behind a customer registrations and login screen ensures that paypal won't see what is actually being sold on your website so you can sell virtually anything. See the importance of using a good email address for more information.

When using the members or register before you buy option I would recommend that the outside of your site including your homepage does not necessarily show or promote paypal restricted items unless you follow these few simple points:

1. Do not promote the acceptance of Paypal on your homepage unless Paypal restricted items are not visible to unregistered buyers. only show acceptance after a user has registered and logged in to the members area .
2. Always use a good email address, One that has no link to your website.
3. Host the products for sale on a completely different website that only members that have logged in will ever have access to and be able to purchase.

A simple example of this could be....



This one-step hurdle stops paypal-bots from discovering your website is selling items they prohibit. hosting your actual order pages on a completely different site will also help and ensuring your paypal email address is not related to your website will also safe-guard your paypal account.

The Members Area option used with one or two of my other routes has seen my current paypal account remain live and uninterrupted for the past couple of years and i'm certain it could for you too.

The advantage a members only site has is your actual sales/products page can be encrypted so no outside visitors can view it. You could also charge a user to access your wares before they get to register to buy.



## USING MY CONTACT FORM TO HIDE YOUR PRODUCTS!

Selling products behind a customer registrations / login screen ensures that paypal won't see what is actually being sold on your website so you can sell virtually anything.

Unlike using Authpro, My Contact Form simply forwards the user to a predefined location, unencrypted, this could be on your website or preferably on a 'hidden' webpage on a completely different website.

When using the register before you buy option I personally recommend that the outside of your site including your homepage does not necessarily show or promote paypal restricted items unless you follow these few simple points:

### KEY POINTS TO THIS OPTION

1. Do not promote the acceptance of Paypal on your homepage, only show acceptance after a user has registered and logged in to the members area .
2. Always use a good email address, One that has no link to your website.
3. Host the products for sale on a completely different website that only members that have logged in will ever have access to and be able to purchase.
4. Only include Paypal logo's on your homepage if Paypal restricted items are not visible to unregistered buyers.

### There is virtually no Technical Knowledge Required

My Contact Form's easy to use online wizard quickly builds the form for you. It will prompt you for all the information it needs in an easy step -by-step process. You simply just copy and paste the html we give you onto your site.

### There is no Special Server Setup

My Contact Form's robust servers process the form and then redirect the user back to your page without the user ever knowing they left your site. This means the forms will work on any type of web server.

### Feature Rich, Customizable, and FREE

Our forms are 100% customizable and there are no limits to the number or types of forms your can create. My Contact Form features tons of extra features including an online contact management system, an email message center, file attachments, hosted forms, and more!

Authpro or My Contact Form are simple, expandable solutions to 'hiding' your product range and only allowing pre-registered members/users to purchase from you.




### MORE ABOUT AUTHPRO

You could try a free AuthPro account to discover many features of the AuthPro service:

Automated member registration and login system, page protection and membership management.

With a deluxe account you can fully utilize all features of the AuthPro service: no banners, unlimited users, complete integration with your website.

For small fee you can have an unlimited number of members , will be able to paste all forms directly to your website and customize them to completely fit your website design and more.



people think that in order to do business online you need to have an expensive merchant account to have the ability to take payments by credit card from your customers. Nothing could be further from the truth. Merchant accounts can be hard to get and the monthly fees can really add up.

So what's an honest Internet Entrepreneur to do?



The answer for most is [Paypal.com](https://www.paypal.com). It's easy to set up an account, and fees are low and depend on your monthly sales (for most it will be 2.9% and .30 per transaction). You'll find most Net users trust and use PayPal for their everyday purchases, so they won't have a problem using it on your website to purchase from you.

However, relying solely on [PayPal.com](https://www.paypal.com) for your business can be risky. Following my techniques you should never have your account restricted, but should you ever lose your PayPal account or you have it "frozen," your online income will come to a screeching halt. You need a backup plan; another way to accept payments -- or you'll have to close up shop. This is the same thing as relying on one stream of income. If you lose your job your only source of revenue dries up as well. That's why multiple streams are best to keep you in the green.

So who are some of the others?



#### [nochex.com](https://www.nochex.com)

A leading independent UK based online payment company, specialising in providing smaller online businesses with simple, accessible, easy to use, online payment services. If you are looking for a 'complete' and flexible online payment package, then you will find our range of services exactly what you are looking for.

#### [propay.com](https://www.propay.com)

Accept payments by credit card via the web or even by telephone. Funds are deposited into your ProPay account. You can get a ProPay MasterCard to access your funds or transfer your earnings to your bank account. They have four types of accounts to choose from: Basic, Premium, Premium Plus, Platinum, with annual pricing from \$34.95 all the way up to \$299.95, depending on the features and type of account you need.

#### [bidpay.com](https://www.bidpay.com)

This service is available only for those who buy and sell at online auctions. Buyers use their credit or debit card to make their purchases from you and BidPay sends you a Western Union Money Order or the payment is directly deposited into your checking account if you live in the U.S.

#### [shareit.com](https://www.shareit.com)

For selling software and shareware online. Your customers can pay by credit card or debit cards, even cheques. Receive your money by cheque or electronic transfer to your bank account. Fees are based per transaction with no monthly charges.

#### [firepay.com](https://www.firepay.com)

FirePay is EASY. Fund your account INSTANTLY and transfer in REAL TIME to thousands of online merchants. It's FREE to open a FirePay account.

#### [auctioncheckout.com](https://www.auctioncheckout.com)

No Frozen Funds - You control your own money. Automatic Direct Deposits - No waiting for your money. No BUYER registration - Speeds up sales. Includes an Invoicing System - Another way to get paid. Low Rates - Guaranteed preferred pricing. No website required - Just enroll and go! Total security - 128-bit encryption

throughout. Easy Export - Use data with your other services. Virtual Terminal - Great for processing phone orders and credit returns!

#### [neteller.com](http://neteller.com)

Trusted by millions of members and thousands of merchants, NETELLER is the world's largest independent money transfer business.

#### [pppay.com](http://pppay.com)

You can send and receive payments from anyone with a valid email address and debit or credit card in British Pounds and Euro's.

#### [clickbank.com](http://clickbank.com)

A great service which I've used for years. Good for selling digital products and comes with a built-in affiliate program. You'll have to pay a one time fee of \$50.00, then it's only \$1.00 plus 7.5% of each transaction. Allows you to take payments from all credit card types.

#### [alertpay.com](http://alertpay.com)

AlertPay offers its members multiple funding options including Credit Card and Bank Account. Advanced & sophisticated security measures that protect your account from fraudulent activity and abuse. Your money is always safe with AlertPay's account safety policy. AlertPay is open to all businesses. Extraordinary customer service via email and phone to answer your concerns.

#### [swreg.org](http://swreg.org)

Ecommerce is simplified using SWREG. Why waste your valuable time and energy to sell online when we can provide all the technology, merchant account, and ecommerce knowledge you need for just a small premium. Let us handle every aspect of your order processing and ecommerce needs.

#### [moneybookers.com](http://moneybookers.com)

Money-Bookers offers a merchant feature that allows you to create order buttons for your website and be paid by credit card. Fees range from 2% all the way up to 8%, depending on how payments are made. No setup or monthly fees. You can accept payments from over 30 countries. Money can be transferred instantly to your bank account.

Don't wait for disaster to strike before opening another web based payment account. Like a "good scout," you want to be prepared in the event you need a backup. You don't know what tomorrow will bring so get your house in order today.



### **IMPORTANT THINGS TO REMEMBER WHEN GETTING A NEW ACCOUNT:**

Make sure that you NEVER go directly to ebay or PayPal to register a new account ... Browse the internet a while then search for an ebay or paypal banner and click on it !

The absolutely BEST way to proceed with a new account is to a signup for an ebay or PayPal Newsletter using your new "good" email address. Then after some weeks you just click on the register now button in the NEWSLETTER!

#### **Now your ready to open a eBay or Paypal account!**

#### **Getting a New eBay Account**

- Double check that you have cleaned out your cookies, setup Java, ActiveX, Java Plugin, Web-Bugs and that your IP address is different.



- ✓ Make sure you use your new email address
- ✓ Use your "new" name. Use one similar to yours or a relative.
- ✓ Use a new mailing Address, A variation of yours or a relatives.
- ✓ Use a PO BOX as your address wherever possible.
- ✓ Use your NEW bank account information and/or new debit/credit card.
- ✓ Only set up one new eBay account.

### Getting a new PayPal account

You do not have to use Paypal to make sales on the internet, but it is the most widely accepted form of payment on eBay and the internet in general. If you want to open a new account, make sure that you have a new or previously unused bank account...

You will want to set up a new account, if you want to use PayPal with ebay...do not use one of your old Paypal accounts!

Remember that PayPal is an eBay company. They will link you in a second to a suspended account.

Also remember if you send money to or from your new PayPal account to a PayPal account that has been used on a suspended eBay account, your new eBay account will be suspended shortly after.

This is not limited to your PayPal account only. If an eBay user that has been suspended sends you money from their PayPal account that was linked to the suspended eBay account, eBay will shut it down.

- ✓ Double check that you have cleaned out your cookies, setup Java, ActiveX, Java Plugin, Web-Bugs and that your IP address is different.
- ✓ Make sure you use your new email address
- ✓ Use your "new" name. Use one similar to yours or a relative.
- ✓ Use a new mailing Address, A variation of yours or a relatives.
- ✓ Use a PO BOX as your address wherever possible.
- ✓ Use your NEW bank account information and/or new debit/credit card.
- ✓ Only set up one new PayPal account.
- ✓

### Only Accept payments from verified PayPal-Members!



## EMAIL ORDERING

### NON WEB BASED ORDERING... THE SAFE WAY.

Sending marketing emails that actually contain a BUY NOW button is a guaranteed way for Paypal not to know what or where an item is being ordered from. This idea is similar to the webpage desktop drop but possibly even simpler. Of course using a unique unrelated "good" email address is also essential here.

Your email would contain all your sales pitch plus a BUY NOW button. Unlike most marketing emails which when clicked take you to the main sales page on a website, this idea simply sells the item their and then via email. By not taking a customer to your website to order the transaction is made offline NOT from your website.



### CHANGING YOUR NAME:

Your Name Change\* No, do not think you need to go out and legally change your name; it just needs to be altered to look a little different. If you are a woman and have a maiden name, you can use it. For men you can become Sr. Jr or the III. You can also use your middle name as your first or use your spouse's name if you want. Just make sure it is not the same name as what you have already previously used. You can also acquire a business account and do business under any name you choose.



## ANONYMOUS WEBSITE HOSTING

When registering a website you should never use your personal details like your real name, address etc.

I would recommend simply using completely fake information. the only real important thing when registering a domain name and hosting is that you use a anonymous "good" email address to ensure you receive all the relevent information and ftp details for your account.

On the internet today you can find out very easily who registered a domain and where they live using a number of websites like [aboutus.org](http://aboutus.org), so i highly recommend that you simply fake your details.

Whether it's a simple personal site, or an advanced web portal, with a 30 Day money back guarantee and unlimited email support, it's no wonder that Arivoo Technologies has been chosen as one of the top web hosting companies in the world.

Arivoo Technologies was founded in the wake of the spectacular growth in Internet development.

The company is registered in Chennai, India, but our support center is located in Denmark, Europe. Although we serve clients from around the world, 95% of our clients are from the USA, with their servers conveniently located in the State of Arizona.

Dedicated to placing their customers' needs as a priority in their day-to-day performance, their personnel are highly trained and educated professionals with diverse educational and ethnic backgrounds.

Arivoo Technologies is committed to helping our customers deal with any and all Internet-related problems by providing a wide spectrum of services which include everything from establishing and defining a solid presence on the World Wide Web to conducting various types of operations on the Internet.

The goal of Arivoo Technologies is to provide an affordable, reliable, web-hosting service with reasonably priced website design and programming offered as Add-in services to their clients and companies facing the daunting and difficult task of keeping-up with the ever-increasing expense and complexity of doing business on the Internet.

Currently, Arivoo Technologies serves clients from more than 35 countries around the world.



### THE SAME DIFFERENCE:

Be aware that PayPal is an eBay company as is Skype. It clearly states this at the bottom of PayPals website, "PayPal is an eBay Company".

Most Paypal accounts should NOT initially get suspended along with your eBay account suspension.

However, you need be aware not to use the account again for anything other than withdrawing all of your money and closing it. Open a new account with the new information that you are using on eBay.



## CLICK YOUR WAY TO THE BANK!

ClickBank is the Internet's largest digital marketplace, where thousands of the web's most popular products are sold every day.

What people don't realize is how easy it is to get started with Clickbank and how you can start generating sales with your own products

Clickbank is such an attractive proposition for affiliates to use. They know they are going to get paid twice per month and on clockwork every time.

Some product owners complain that Clickbank's fees are higher than the average merchant account but the ability to leverage it's massive network of affiliate can results in mega profits when done correctly.

Since the internet's inception, affiliate programs have been a crucial and mainstay element in the work-at-home industry. Clickbank is one of the most popular and broad-based affiliate networks online today, with over 100,000 affiliate members.

Clickbank is entirely dedicated to non-material digital products; i.e., anything you can download as an e-Book or deliver in an email. Currently, there are over 12,000 of these products and services distributed through the Clickbank network. Each of Clickbank's affiliates (who are basically online marketers) chooses one or several products to promote and receives commissions for every sale referred to an affiliate vendor. This is facilitated through promotional (gateway) websites or emails, which refer viewers to the vendor's page for purchase. Vendors select individual commission percentages for each product, with anywhere from 30 to 75% going to the affiliates who referred the sale.

Through this program of commissions and electronic goods, every link on your site can potentially become a profit source. Some of the products on Clickbank sell for hundreds of dollars. With many commissions over the 50% mark, it definitely pays to promote affiliate products. Often times the affiliate who refers the sale will be making more than the vendor who created the product. See my affiliate page for this product for more details.

Choosing lucrative products to promote is easy, since Clickbank lists the top-selling products next to their commission percentages in the "Marketplace" section. Top selling products are usually top selling for a reason, so I suggest promoting things that are already making a lot of money. Simply pick out those products that you think would appeal to your site's audience, learn about the product, then promote it through your website with an affiliate link

going to the vendor page. Including your affiliate code in the link is the most crucial part in this process, but you will learn all about that when you sign up with Clickbank.

The sign-up process is quick and cost free. The Clickbank tutorials walk you through the process and offer tips on how to optimize your profit. There are several affiliate programs out there right now, but for non-material products Clickbank truly is the biggest and best network. Non- material products are great to promote since they require no shipping and handling fees, and are instantly accessible. If you are promoting a website and want to make some extra money through commissions, or if you are just getting started and want to make money without creating a new product of your own, affiliate networks are key.

As a seller, another key advantage of selling through [Clickbank.com](http://Clickbank.com) is that customers can pay for your products through Clickbank but you do not require a Paypal account! Product owners appear to be able to offer virtually any type of product through Clickbank without any risk of PayPal frowning upon them. Payments are made to Clickbank via PayPal but then paid to you via a cheque.



### GHOST SURFING:

You can also find programs on the internet, which will hide your IP address for you? Although many programs claim to hide Your IP address, not all of them actually work. You do not want to find yourself suspended again, so be careful.

If you choose to use a program to conceal your IP, I would Recommend Ghostsurf Platinum. Click Here to Download a FREE Trial Version.

This Program conceals your real IP from eBay and Paypal, as it routes you through an Anonymous internet connection. This hides your real IP and gives eBay and Paypal a bogus one. The use of this program also enables you to log into your accounts from anywhere in the world.

If you choose to use Ghostsurf Platinum, you will also need to download the firefox browser.

Make sure you use the firefox browser when you visit either eBay or Paypal websites.

*Helpful Hint:* If you decide to use turbo lister along with Ghost Surfer, you have to turn Ghost Surfer off before you can upload your items to eBay or it will not work for some reason.



## INVISIBLE BROWSING

Zilla Anonymous surfer stands as a personal proxy which allow you to surf the internet without being traced, advertisement and popups free browsing. it has 3 main categories:

1) Masking Your IP Address: while surfing the internet your IP address is available to each server you [visit. so](#) you may be traced while surfing the internet and your ISP (Internet Service Provider) exactly knows what are you doing and what are you seeing online. Zilla Anonymous Surfer will change that IP address to another one so your ISP will notice that you are visiting the server of that new IP more and more. Masking your IP will slow down your connection so don't use it continuously. It is recommended to run it only when needed.

3) Blocking Advertisements and Images: Some times while surfing the internet you may find an image

or advertisement with adult contents or something else that you don't want to see. choose block images and you will browse the page without images in a professional look

3) Killing popups: every internet user know these annoying popups that show up when trying to open a page or even leaving it. just run Zilla Anonymous Surfer and you will not see these popups again.

Privacy is currently the greatest concern of Internet users. Zilla Anonymous Surf product is designed to actively protect your privacy, to make sure that other people and organizations on the Internet cannot identify you, see which sites you visit, or even see where in the world you reside. Also gives you control over your Internet connection: watch incoming and outgoing data, block all types of advertisements, and even trace the owner of a website. Works to protect your privacy on your own computer by eliminating unwanted data trails your browser creates. Seeks to give you control over your Internet experience by giving you a window into everything that goes on, and tools to control it the way you want it to be controlled.

[DOWNLOAD HERE](#)



### **PASSING ROUTINE PAYPAL ACCOUNT VERIFICATIONS:**

Within a month of opening a new PayPal account their system will run routine check on your account by placing a hold status on it, entitled "LIMITED ACCOUNT ACCESS". To lift this status you'll need to give them some information you used when you opened the account. They might even ask for new personal information.

Make sure to write down any new information so when they do another (so called) security check on your account, you can give them the correct information.



## **DIGITAL PRODUCT GUARD**

**Do You Want a Digital Product Delivery System that Fully Automates & Protects Sales and Downloads for ClickBank and PayPal Transactions?**

ClickBank and PayPal are the two most popular payment processors used by Internet Marketers. However, **ClickBank and PayPal do not provide adequate payment and digital product delivery protection for merchants that use their services**. Plus, there are many other ways that your digital products can be stolen from your website/server that you need to be protected from.

The Digital Product Guard ClickBank and PayPal Download System is a fully automated 'Thank You' page generator and download protection system that is more powerful than any other digital product protection method. In addition to protecting your sales payment transactions, your download pages and your download links, it also protects your digital products on your website/server from unauthorized access.

The ClickBank and PayPal Download System also manages the entire payment process for you. It sends your customer a Thank You email that contains their payment information and it sends you a detailed Sales Report after every purchase. Plus, if you want, it will automatically add your customers to your database or to an autoresponder so you can follow-up with them and/or introduce them to other products and special offers!



### YOUR HOME ADDRESS:

Your home address should be changed. No, you do not actually have to move to do this, but you need your address to look a little different. Just write it out differently. For instance, if you live in an apartment (apt) you can put suite or unit # or number instead of writing apartment number. Alternatively, if your street name is that of a number spell the number out instead of writing the number itself. You can also obtain a P.O. Box. Here is a smart way to use a PO Box if you decide to use.

All PO Boxes can receive mail at the post office street address. What I mean is, lets say you have P.O. Box #45 at your post office, and the address of the post office itself is 123 Main Street. An alternate address you can use would be 123 Main Street #45.



## PAY4ITPAL DESKTOP APP.

**If you're one of the thousand of people selling products that Paypal frown upon, then [Pay4ItPal](#) may be for you.**

Pay4ItPal will allow you to sell any product you like and accept Paypal without any risk of Paypal suspending your account.

### WITHOUT Pay4ItPal


- .Fact: Paypal can trace Paypal Payments from whatever website they are being ordered from... Even hidden/encrypted order pages.
- .Fact: Paypal will give you just one warning to remove items from sale before they permanently shut your account.
- .Fact: When your Paypal Account is closed you not only lose money but it can be extremely frustrating as you try to setup another Paypal account, with a new bank account, new email address, new creditcard, new telephone number, etc.

### WITH Pay4ItPal

- .Fact: Paypal can never trace from what website an item is being ordered from.
- .Fact: Paypal will never see what is being ordered as ONLY the part-numbers are passed to the Paypal payment page.
- .Fact: Paypal will never know what's being ordered and never know from what website they are being ordered from.



Customise the look of your Pay4ItPal application using your logo and website links!

 Actual Pay4ItPal Application

## NEVER RISK CLOSURE OF YOUR PAYPAL ACCOUNT AGAIN!

Pay4ItPal is a Desktop Application for Windows that allows a customer to order any item listed in the products.csv. This can include anything in Paypal's restricted list, including software, lingerie, adult related items etc.

You will never have to worry about losing your paypal account ever!

'If you sell items that could potentially cause your Paypal Account to be closed then Pay4ItPal is an essential Item' Greg. BFM

**How it Works:** As a seller you first create a simple text file listing a product code, product name and it's price.

Example:

GAME1, SUPER COOL GAME, 3.00  
GAME2, PLAYSTATION HACK, 16.00  
GAME3, LARGE BAG, 9.00  
ETC

Then you create a simply shipping cost list, eg:  
UK £1

USA £4  
EUROPE £2  
ETC

These files are stored on and read from your website so they can be updated by you at anytime!

**We will then compile the Pay4ItPal.exe application for you based on your requirements.** You then simply add this to your website for customers to download.

Users can then install it on their PC and order any item you sell. Paypal will never know what is being ordered and from what website it was ordered from.

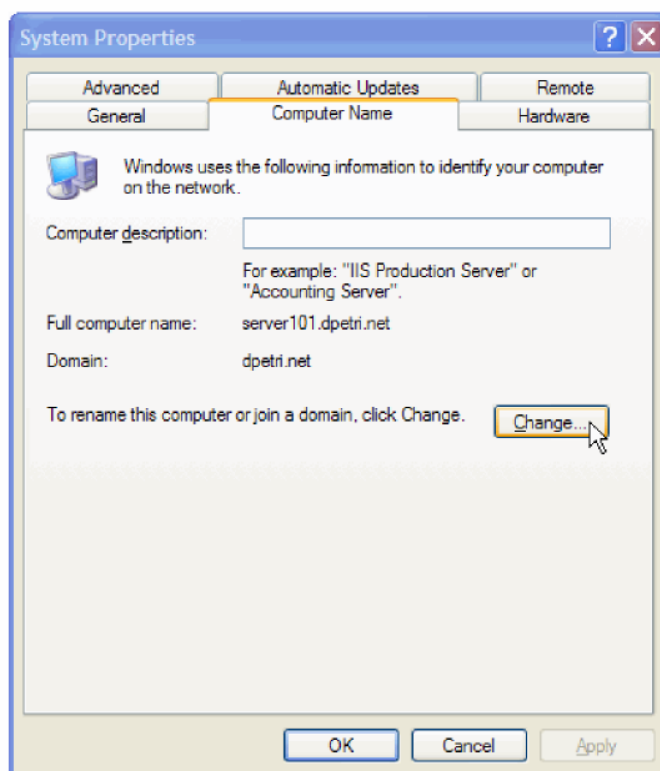
Pay4ItPal works with all popular Paypal currencies so no matter what country you are in you can benefit from Pay4ItPal.

Perfect for Dropshippers, Wholesalers, Software Sellers, Adult Product websites and many more.



## **YOUR COMPUTER MAY LOOK INNOCENT, BUT...**

You can also be recognised by your computers name : So it is highly advisable to change it. Left click on the Start button, located in the lower left hand corner of your computer screen. Next, left click control panel, then left click, performance and maintenance, left click system, left click computer name, next type in a new name for your computer!



## **CHANGING YOUR IP ADDRESS:**

For those of you who are intermediate computer users you can change your IP manually using windows. This step is not recommended for the beginner computer user. To set up an alternate IP address first left click on, Start Button located in the lower left hand of your computer screen. Next, left click Control Panel, left click, Network Connections.

From here, you need to find the internet connection that you would like to change. Double click into your connection; it should open up the tasks window. You should find a list of different network installations that were installed from

your original windows CD. Left click into the Internet Protocol (TCP/IP) and left click into the Properties button. On the top you can find the tab obtaining an IP address automatically? At the top of the (TCP/IP) page, left click into the General tab. Left click into the User Configuration. For the IP address, I will recommend the most standard type. 192.168.1.xxx. The xxx is to represent a number that you customize yourself.

Use a Number lower than 255 and no less than 2. (for example, 192.168.1.2) I have heard you can use a zero (zero) in place of the one. (Example, 192.168.0.2) Now lets move on to the Subnet Mask. The Subnet mask will always be 255.255.255.0 For the Default Gateway set it to 192.168.1.1 because its the most commonly found valid gateway address. For the preferred DNS, Domain Name System server, you can use the following if you do not have one to use from your ISP.

192.168.3.1 as an alternate use 192.168.3.2 Other useful information for Private IP addresses range from: 10.0.0.0 - 10.255.255.255, 172.16.0.0 - 172.31.255.255, 192.168.0.0 - 192.168.255.255

You can check your IP address at [IPChicken.com](http://IPChicken.com)



### CREDIT & DEBIT CARDS:

Credit Cards previously used from a suspended account can no longer be used with your new account. These credit card numbers are considered red flagged in their system and when they come up in another user account guess what happens next, your new account is suspended.

You should only use a new Visa, MasterCard or Debit Card.

Be aware that Paypal will not allow you to verify your account with some Visa Debit Cards. For some reason they do not recognize it and it can not be used for verification purposes. Other pre-paid cards don't seem to have the problem visa debit does and can be used for verification.

If you live outside of the United States, you can purchase a prepaid MasterCard at [MasterCard.com](http://MasterCard.com) or a prepaid Visa at [Visa.com](http://Visa.com). You can also check with your local bank.

Your other credit cards and debit cards in either yours or your spouse's name can still be used, just remember this one golden rule, "You can use any information you have, (i.e credit card, phone number etc) as long as it has never been previously used for on eBay or Paypal for anything. Make sure the address on the card you use, matches the address that you have on that account so it can be verified. Remember to write down all of your information so when your asked in the future, (and it will be asked eventually).



### TOP TEN REASON EBAY SUSPEND YOU:

- ✓ 1. Selling OEM brand items / Counterfeit Items.
- ✓ 2. Reusing the same item and picture as found in your suspended account.
- ✓ 3. Using the exact descriptions from your old suspended account.
- ✓ 4. Uploading your entire inventory the within the few days.
- ✓ 5. Trying to log into your suspended account after setting up your new account.
- ✓ 6. Still using your old Paypal account with your new eBay account.
- ✓ 7. Reusing the same home mailing address as your suspended eBay account.
- ✓ 8. Reusing your old e-mail address as your suspended account.
- ✓ 9. Not erasing your old tracks. (See Clean Out Your Cookies).
- ✓ 10. Being Blazay!

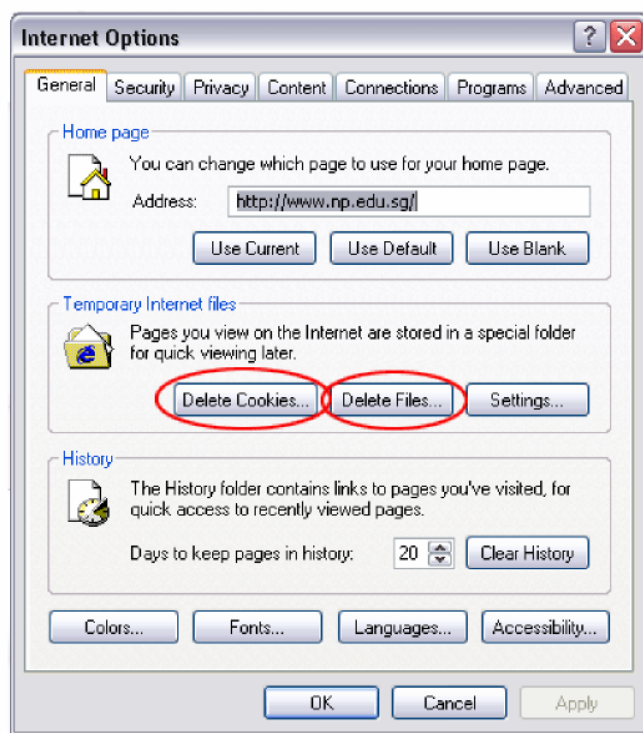


### **CLEAN OUT YOUR COOKIES!**

A cookie is a small text file that enables a website to personalize its offerings to you. The website downloads the cookie to your hard disk and then reads the cookie from your hard disk on your subsequent visits to the site; thus telling them who you are.

You can either, clean out your computer cookies manually or a program such as Ghost Surfer, previously mentioned, can do it for you. Be sure to clean out your cookies each and every time before you go to the eBay site.

This ensures that you are not recognized when you log into the site. If you choose to clean your cookies manually, it can be done following a few simple steps listed below. First, left click on the Tools button found at the top of your internet browser, next scroll down and left click on Internet Options, the following screen will appear:



To delete cookies simply left click on the delete cookies button, when asked "Delete all cookies in the Temporary Internet Files Folder." Left click, Yes. Also, left click on Delete Files & Clear History. You need to do this so your temporary internet files, are completely removed. This step will ultimately wipe out any past sessions at paypal or ebay. This is important, so they cant follow any trails you may have left.



### QUICK TIPS: DID YOU KNOW?

Always make sure that you Log out of ebay when you finish with it and that you CLOSE the page, do not stay on the page for too long.

DO NOT go directly to ebay, browse a few sites and find a ebay banner to click, this looks normal for ebay as you simply saw and ad and thought you would go set yourself up an account.

DO NOT Buy ebooks and digital items to try and get your feedback ratings, ebay will suspend your account.

DO NOT copy & paste any of the required details into ebay or paypal, especially email names and addresses, this will get your account flagged right away and ebay will soon be investigating the provided info.

If you are intending to add your paypal account to your ebay account MAKE SURE the name and address match each other aswell as all the other info like the email address, this will look better to paypal.

If you already have an ebay account and you are using automatic sign in (Remember Me) then go to

your account and log out.

Always make sure that you Log out of ebay when you finish with it and that you CLOSE the page, do not stay on the page for too long Close programs in the system tray that are connected to the internet, Like chat clients msn and yahoo. DONOT close your firewall.

Do Not Connect Through Proxies especially to PayPal.

Only have ONE browser/tab open while opening these accounts.

Receiving illegal funds will leave you under investigation and maybe account limitation, I have received illegal funds before not intentionally and our UK account had the funds on freeze but the US account was only limited.

Remember not to use any previous auction templates or exact pictures or same Picture hosting used from a suspended account. There is code already written within them and you will find yourself suspended again.

A good rule to remember to keep you out of trouble is not to use anything that is a one of a kind. Example would be phone numbers, credit cards, templates and your custom pictures. This type of information is one of a kind and eBay's system will catch you.

Don't upload and begin selling all your items at once either. Start off slow in order to properly blend back in to the eBay Auction Community.

After you have verified your paypal account wait again for at least 7 days or more before using it, after that time the 1st transaction should be you spending and not receiving, make a few small transactions for physical items and NOT Digital items such as ebooks. DO NOT try and do this by using another account that you own or have access to, ie: Sending a money request from another account to your newly created account, this will get your account flagged.

As for receiving payments DO NOT withdraw the money right away, wait at least 10 days before doing so and DO NOT withdraw all of the funds, leave at least %15 of the money in there or spend a little on a few transactions.

Try to receive payments from only verified Paypal users as if a buyers account is flagged it can get your account limited, we have seen this happen so many times, do this especially for big transactions.

If you intend making large transactions wait at least 32 days before doing so and make sure you have done all of the above so it looks like normal usage of an account.

Receiving illegal funds and getting chargebacks will bring great attention to your account, paypal will check out every detail about you and if something don't add up then that will lead to limitation.

Turbo Lister Software. Andale or Square Trade Accounts. If you have previously used either one of these accounts it can no longer be used. If you still want to use Turbo Lister, you need to first, remove the old program from your computer and then re-download a fresh copy. You can also open another Andale account with your new account information if you choose to do so.

Turbo Lister Software is using INTERNET EXPLORER for to go online and upload your items or also for updates ... maybe you have erased IE from your Desktop BUT IE is still on your System believe me... You cant erase IE 100% it's a Windows component ... Programs like Frontpage, MSN messenger and Torbo Lister use the IE internet connection! ... TAKE CARE of your PROXY SETTINGS in IE if you use Turbo Lister !!!!!!!!!!!

Remember to make sure you write down all of your new information on all of your new accounts so that you can refer back to it during routine Paypal and eBay account security verifications.







## **BANK ACCOUNTS:**

### **Bank Accounts previously used cannot be used anymore.**

You should also be aware that if you used a paypal account previously or any bank accounts in which you transferred money to or from your paypal or eBay account can not be used on any new account you choose to open. You will need a new current or savings account that hasn't been used at either site.

If you decide to try your luck with any of your old accounts, you can guarantee a new suspended account. All of your work to get yourself back on, would be wasted. If you apply for a business account you can open a bank account in any name you choose.



## **YOUR NEW PHONE NUMBER:**

You will need to get a new number or use a friend's phone number to verify yourself during signup. Make sure he/she is home to answer the phone if you decide to use a friend, Alternatively using a local or premium rate number seems to be fine also. In the UK check [free0870numbers.co.uk](http://free0870numbers.co.uk).

Make sure that if it is a friend's number that you decide to use, that they have ever had a suspended account or your account will be suspended as well.

I have heard from a couple of people that has e-mailed in to us that used a prepaid mobile phone number as a way to get them verified, but this method seems to be hit and miss.



## **CHECKLIST FOR A NEW PAYPAL ACCOUNT:**

- ✓ 1. New IP Address

- ✓ 2.Clean out cookies & temporary internet files.
- ✓ 3.Change computer name if you choose to do so.
- ✓ 4.New email address.
- ✓ 5.New Bank account.
- ✓ 6.New credit or debit card
- ✓ 7.New name or your own name slightly different
- ✓ 8.New address, that can be later verified if needed
- ✓ 9.New Phone number
- ✓ 10. New Identity!



Why not become an Affiliate Seller of this product?  
Please take a look at how **you can make around \$25  
per sale!** See the Affiliate Page for all the details.

Spacy Pulka.  
Chat with me live [HERE](#) 😊

*Spacy Pulka*