



ChargeBack Tutorial

By Bowl of Weed HF

IMPORTANT NOTE BEFORE WE BEGIN

This is for educational purposes only. Do NOT abuse this guide.

WELCOME TO THE TUTORIAL

Hello, and welcome to my guide. There's no point delaying so let's jump straight in to it.

If you should happen to have issues with using this method, feel free to contact me here:

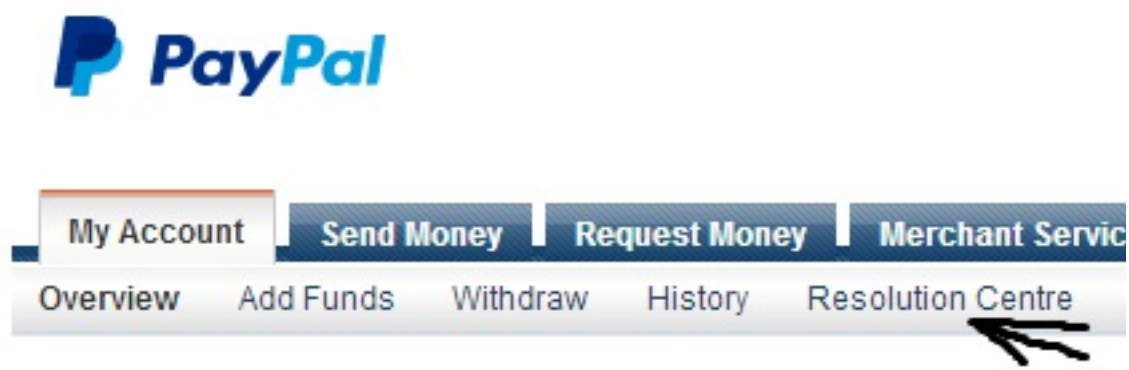
<http://kawaii.icyboards.net/member.php?action=profile&uid=1> (Requires Registration)

[Or Click This Text To Message Me On HackForums](#)

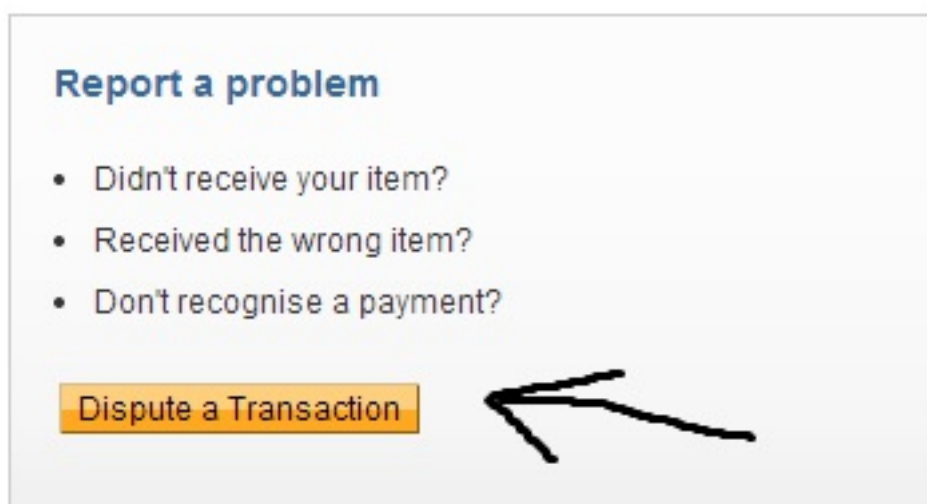
Requirements:

- A Paypal account.
- A good imagination.

- Navigate to PayPal By clicking [HERE](#)
- Use your account credentials to log in to your account.
- Once you are logged in, navigate to “Resolution Center” as displayed in this image.



- Proceed by clicking dispute a transaction.



Finding The Transaction

This is the most crucial part of the entire process.

- Make sure you select “I want to report a transaction that I didn’t authorise”

Report a problem

What type of problem would you like to address?

- ☐ I have a problem with an item I purchased
- ☒ I want to report a transaction that I didn't authorise **<- CLICK THIS**

If your problem is regarding an online purchase, read about [how the dispute process works](#).

Continue

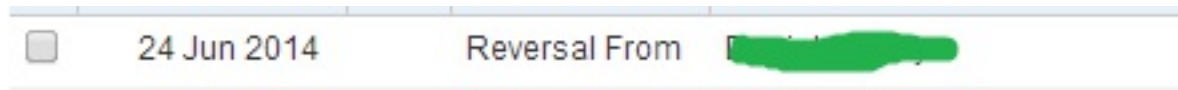
- Click continue and move on to the next step.

Finding The Transaction

To continue filing a claim, enter the transaction IDs for the payments you believe

<- CLICK THIS

- Find your Transaction ID from the list displayed
(Make Sure Popups Are Enabled)



- You will be redirected to the previous page, except your ID will be input in to the box.

To continue filing a claim, enter the transaction IDs for the payments you believe

A screenshot of a form. On the left is a text input box containing a redacted black box. To its right is a button with the text 'Get PayPal Transaction ID'.

[Click here to add another transaction](#)

- Click  and move onto the next step!

Follow The Instructions Shown In The Picture Below!

Transaction ID	Date	Amount
[REDACTED]	[REDACTED]	-\$9.99 /

Please indicate which unauthorised changes, if any, you made to your account information:

- TICK THIS OPTION ->** ☒ Password
- TICK THIS OPTION ->** ☒ Security questions & answers
- ☐ Email addresses
- ☐ Shipping addresses
- ☐ Phone numbers

Have you changed your password since this happened?

- ☒ Yes
- ☐ No

Have you changed your security questions since this happened?

- ☒ Yes
- ☐ No

If you have received any suspicious emails recently, please describe them below:

Please include any additional relevant information (maximum 2,000 characters)

I did not authorise this transaction, one of my family members gained access to my account and purchased this without my consent.

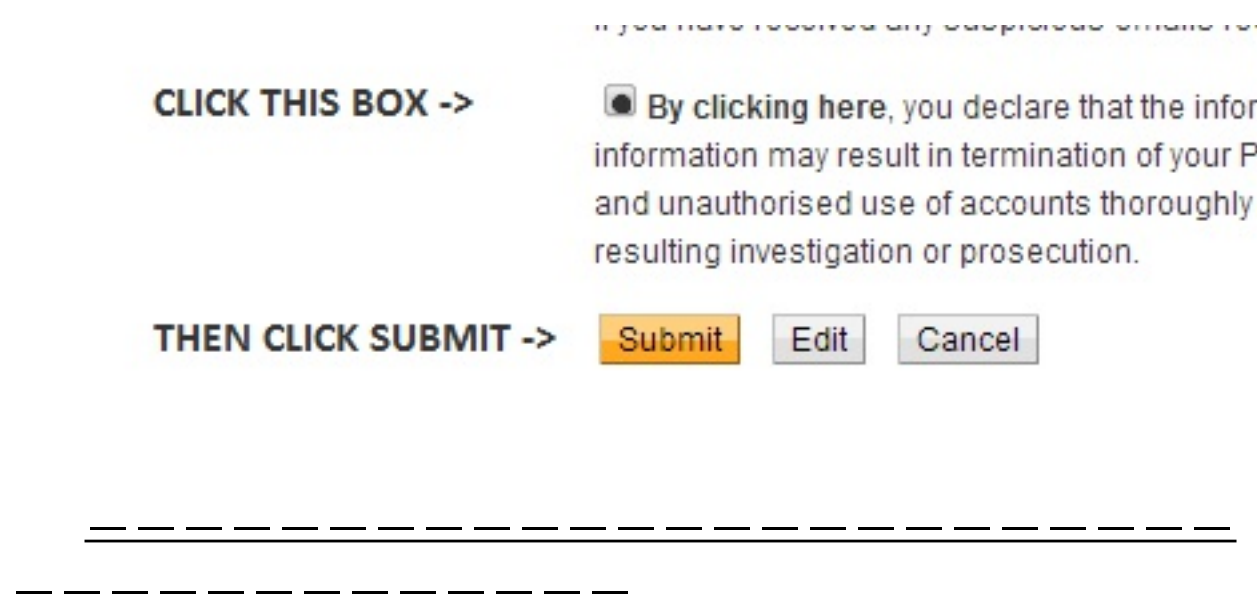
**Write Something
Similar To My Story
Don't Be Afraid To
Be Creative!**

Characters left: 1870



- Click 

Follow these instructions:



You have succesfully created a chargeback , which will garuntee you your money back!

I hope you enjoy this simple guide :) I'm sorry if it's sloppy , it's my first ebook.

Please vouch. And feel free to rep me, I'd love to get back into green! (Not a request)

DO NOT LEAK THIS GUIDE!

LEAKS WILL RESULT IN SCAM REPORTS!

I will NOT be held accountable if you mis-use this guide, this is for education purposes only!

Made by camel , aka Bowl of Weed. If you find this guide anywhere else but hack forums , please contact me here! [CLICK ME](#)



Template Stories:

- My account was compromised and purchases were made without my consent

I've since changed my password and other account information.

- One of my family members gained access to my account and made purchases

I did not approve of.

- Not sure what this is but I did NOT authorise this

payment!

Please issue me a refund asap.