


Hello, and welcome to Fines first money-making e-book. This is not an auto-pilot method so, you will need to put in some effort to get paid out. All the methods used are 100% whitehat and legal. The methods used in this E-book were found by me and will maximize profits.



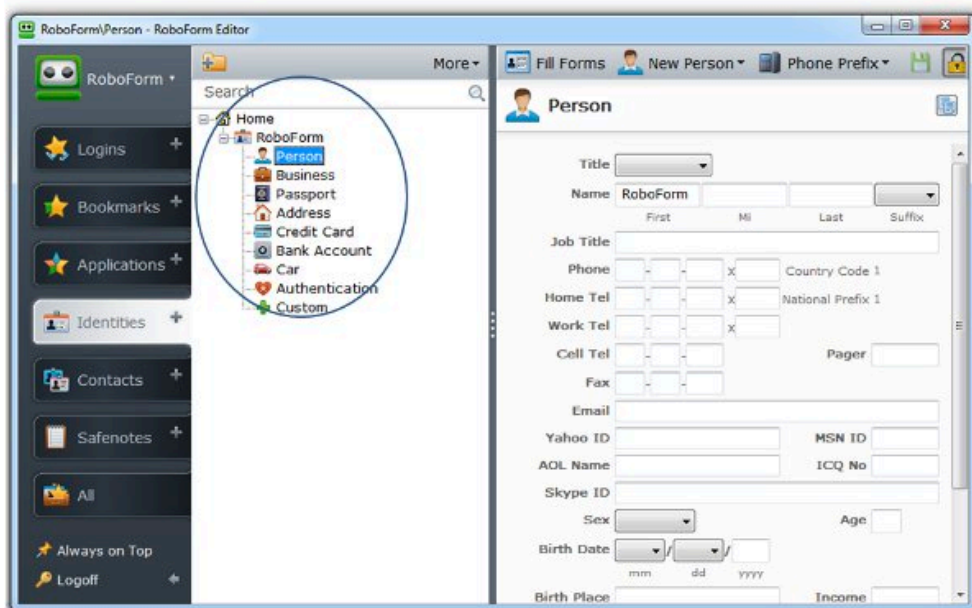
## Starting Out.

Before we get started, we are going to need a couple things. First of all we are going to need to sign up for PrizeRebel. Here is the link...

<http://www.prizerebel.com/index.php?r=5137975>

After we have signed up for PrizeRebel, we are going to want to create a new Gmail, Yahoo, Hotmail, or whatever preferred email accounts you would like. Sign up with a new email using random information, name, address, ect. These are easily found at Fakenamgenerator.com.

Now, you are going to want to download roboform. Roboform is an extension through Google Chrome, or Firefox that auto fills information, such as, Name, Address, Zip-Codes, Phone number, and email. You can download Roboform at Roboform.com. Once you have downloaded roboform you can click the Roboform icon on your browser. Next to the search bar on the Roboform drop down, right-click the Icon and hover over “Identities” the select “New”. Name the new identity and select “ Ok “.



Fill in the information with the [fakenamegenerator.com](http://fakenamegenerator.com) information. You want to make the email the same email that you had just made. That way, on offers that require you to click the verification link you can easily navigate to. After you have filled in the Person information, select the “Address” tab and fill in a fake address along with Zip Code, State, and country.

Alright, were almost done setting up.

This next step is optional but it is very helpful to maximize the points you get per hour.

Go ahead and head over to [Piriform.com/CCleaner](http://Piriform.com/CCleaner) and download CCleaner onto your PC. This program clears all Internet history, cookies, and temp Internet files. This is helpful because some of the offers will log cookies and not credit you. I will explain more of this later on.

Now its time to start making some money.

Sign into your prizerebel account and navigate to the home page with all of the offers.

The screenshot displays the Prizerebel website interface. At the top, there are navigation links: OfferWalls, Surveys, Daily Points, Videos, and Mobile. A 'Surveys' button with a green icon is also visible. A 'Date Added' dropdown menu is located in the top right corner. Below the navigation bar, there are four offer cards arranged in a row. Each card features a header image, a title, a description, a 'Credited' count, and a 'New Offer' tag.


Offer Title	Description	Credited Users	Points	Tags
Siegelord - Desktop (US)	You must sign up, download, install, MUST login and play the game as a requirement to get credited or your points will be deducted if you do not play the game	293	37	New Offer
House Hunting	You must visit the offer and perform 2-3 house searches. You must click on 2-3 different houses and sign up with valid information. Confirm your account by clicking the confirmation email link. Points will be deducted if directions not followed	297	50	New Offer
Complete a Survey	Check out our daily survey inventory and see what surveys are available!	3758	-	-
TurboTax Desktop 2015(US)	Signup and register with valid information. Click the confirmation email. Must be age 18+	102	67	New Offer

I recommend staying away from offers that require you to make a purchase, download games, or fill out daily surveys. We are looking for offers that require a signup and a confirmation email. Once you have found an offer, click on it and use roboform to auto-fill all the information that is required.

After you finish completing the offer. Exit out of the page; refresh Prize Rebel, and your points should be there. Sometimes it takes a little while for points to show up, just make sure you are completing the entire offer. Exit out of your browser, run CCleaner, and then you can re-open prize rebel and move onto the next offer.

The goal is to do as many offers as you can. In about 10-15 minutes I was at 1000 points.

After you have earned yourself around 1000+ points you can head over to the rewards tab of PrizeRebel. You can choose from anything in the rewards section but, personally I redeem for either Paypal or Ultimate Game Cards.



You are going to want to link your Paypal email with your prizerebel account. You are able to do this in the settings tab of your account.

## Payouts

When you first start out on PrizeRebel, you are going to be a Bronze User. This means your rewards will not cash out automatically. The wait is only 24 hours. What I recommend is for you to stack as many points as you can. Once you reach 3,000 points you will be promoted to Gold. At the gold level rewards will be automatically processed and you can claim them right away.

## Rewards Claimed

During my very little time on Prize Rebel, I figured out the best way to maximize my profits, this is what I am sharing with you today.

Claim Date	Reward Name	Cost	Status	Cancel?
Feb 06 - 2015	\$10 Ultimate Game Card	900pts	Processed	<a href="#">View</a>
Feb 05 - 2015	\$10 Ultimate Game Card	900pts	Processed	<a href="#">View</a>
Feb 05 - 2015	\$10 Ultimate Game Card	900pts	Processed	<a href="#">View</a>
Feb 04 - 2015	\$10 Ultimate Game Card	900pts	Processed	<a href="#">View</a>
Feb 04 - 2015	\$5 Ultimate Game Card	500pts	Processed	<a href="#">View</a>
Feb 03 - 2015	\$10 Ultimate Game Card	900pts	Processed	<a href="#">View</a>
Feb 02 - 2015	\$5 Ultimate Game Card	500pts	Processed	
Feb 02 - 2015	\$5 Ultimate Game Card	500pts	Processed	
Feb 01 - 2015	\$10 Ultimate Game Card	900pts	Processed	<a href="#">View</a>
Feb 01 - 2015	\$10 Ultimate Game Card	900pts	Processed	<a href="#">View</a>

These were my earning after just 9 days of earning. This was me barley trying to earn points on Prize Rebel, I was doing assignments and playing video games as I completed offers.

Thank you for purchasing Fine's Moneymaking E-book. If you need anything feel free to skype me @illustratorHF. I will respond to basic questions. If you have purchased the full support I will be open to help you with whatever you need.

~Fine